



Q1 Please indicate the school your child attends.

Answered: 62 Skipped: 0



EIPS Parent Survey November 2015



Answer Choices	Responses
----------------	-----------

EIPS Parent Survey November 2015

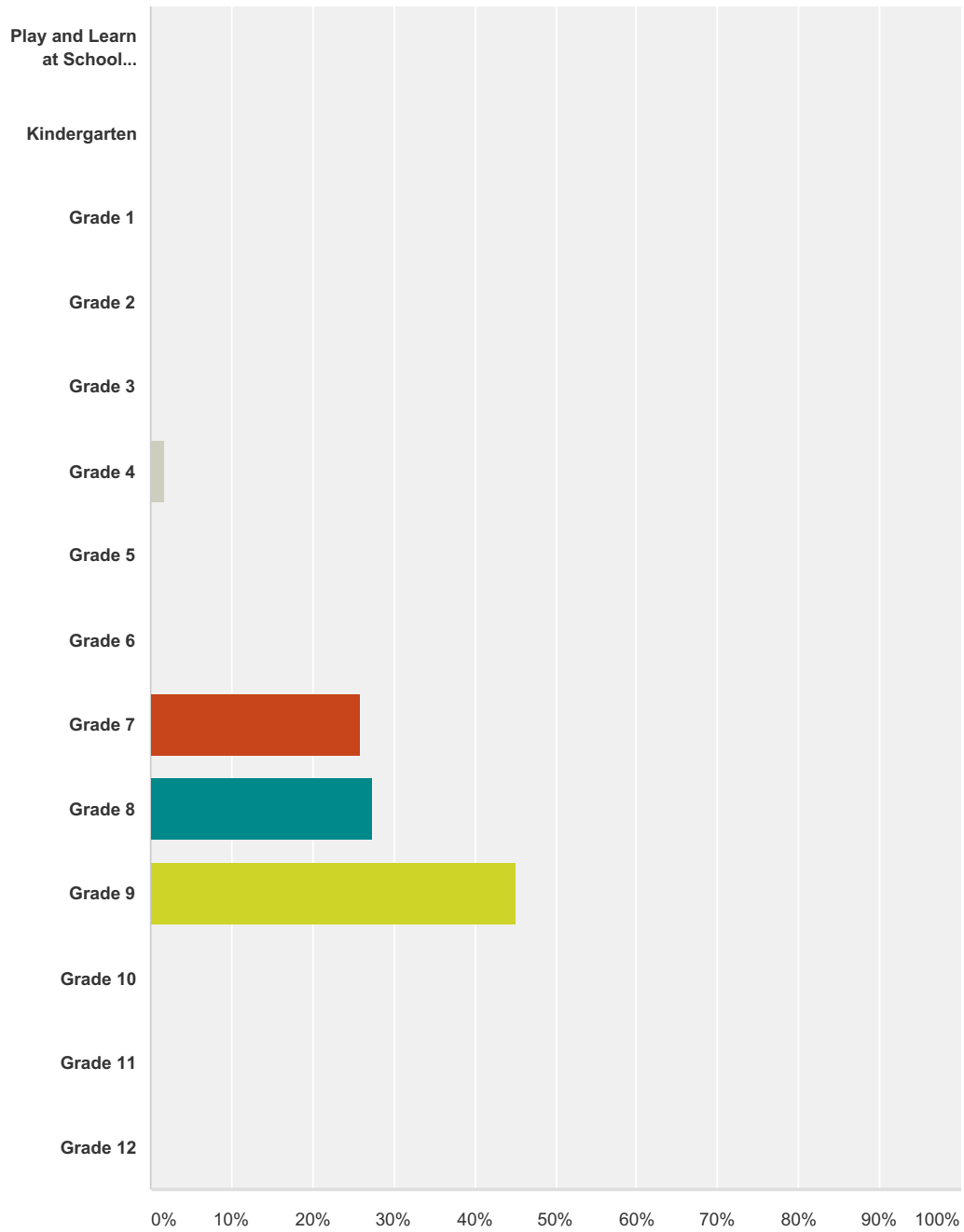
Clover Bar	100.00%	62
A.L. Horton	0.00%	0
Andrew	0.00%	0
Ardrossan Elementary	0.00%	0
Ardrossan Junior Senior	0.00%	0
Bev Facey	0.00%	0
Brentwood	0.00%	0
Bruderheim	0.00%	0
Ecole Campbelltown	0.00%	0
Ecole Parc	0.00%	0
F.R. Haythorne	0.00%	0
Ft. Sask. Christian	0.00%	0
Ft. Sask. Elementary	0.00%	0
Ft. Sask. Sr. High	0.00%	0
Fultonvale	0.00%	0
Glen Allan	0.00%	0
James Mowat	0.00%	0
Lakeland Ridge	0.00%	0
Lamont Elementary	0.00%	0
Lamont High	0.00%	0
Mills Haven	0.00%	0
Ministik	0.00%	0
Mundare	0.00%	0
NextStep/Outreach	0.00%	0
Pine Street	0.00%	0
Rudolph Hennig	0.00%	0
Salisbury	0.00%	0
Sherwood Heights	0.00%	0
SCA Elementary	0.00%	0
SCA Secondary	0.00%	0
Uncas	0.00%	0
Vegreville Composite	0.00%	0
Wes Hosford	0.00%	0
Westboro	0.00%	0

EIPS Parent Survey November 2015

Win Ferguson	0.00%	0
Woodbridge Farms	0.00%	0
Wye	0.00%	0
Total		62

Q2 Please indicate your child's grade.

Answered: 62 Skipped: 0



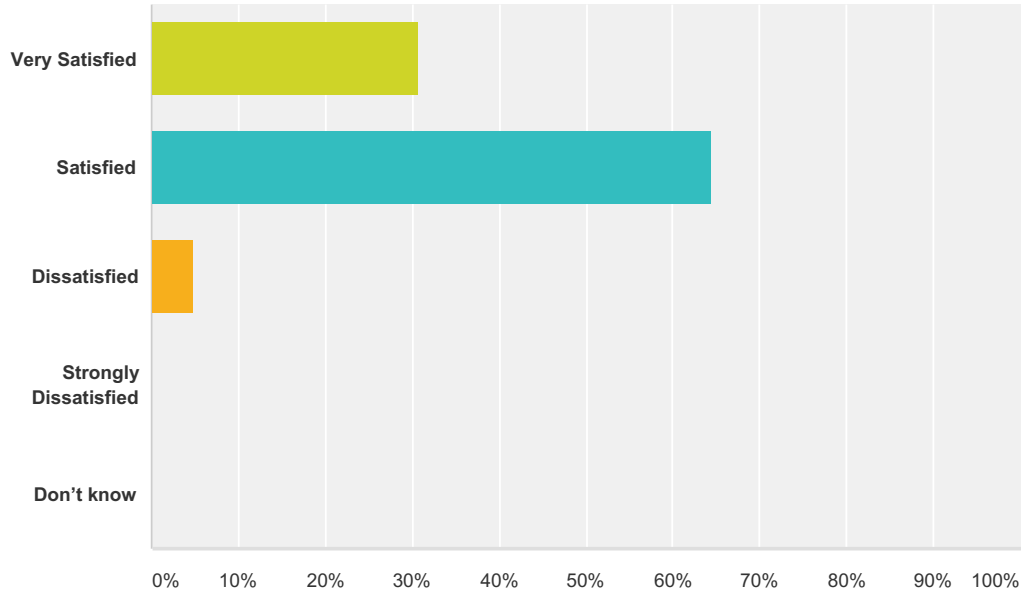
Answer Choices	Responses
Play and Learn at School (PALS)	0.00% 0
Kindergarten	0.00% 0
Grade 1	0.00% 0
Grade 2	0.00% 0
Grade 3	0.00% 0

EIPS Parent Survey November 2015

Grade 4	1.61%	1
Grade 5	0.00%	0
Grade 6	0.00%	0
Grade 7	25.81%	16
Grade 8	27.42%	17
Grade 9	45.16%	28
Grade 10	0.00%	0
Grade 11	0.00%	0
Grade 12	0.00%	0
Total		62

Q3 How satisfied are you with the quality of education that your child is receiving at his/her school?

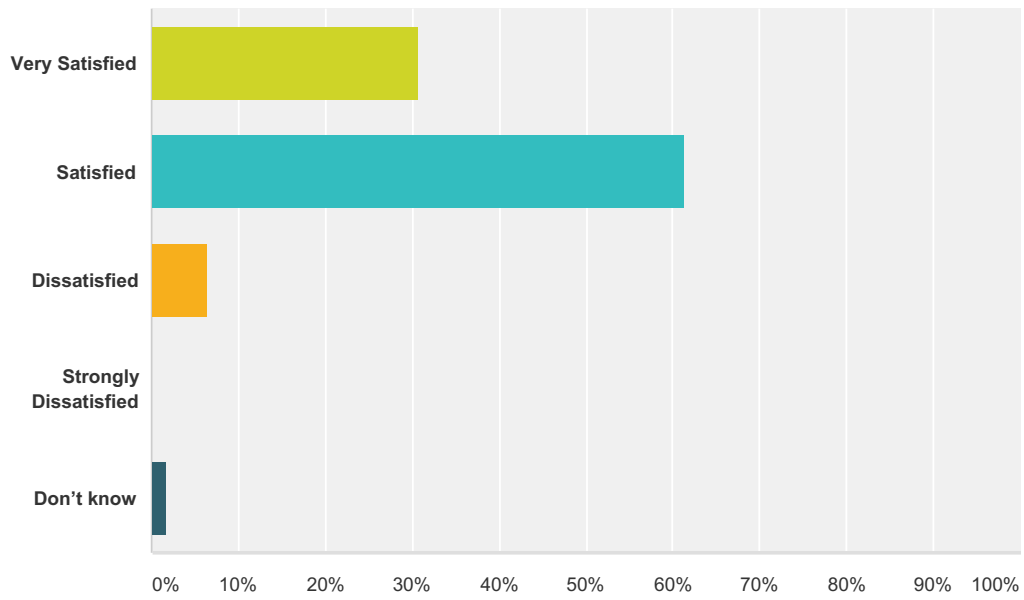
Answered: 62 Skipped: 0



Answer Choices	Responses	
Very Satisfied	30.65%	19
Satisfied	64.52%	40
Dissatisfied	4.84%	3
Strongly Dissatisfied	0.00%	0
Don't know	0.00%	0
Total		62

Q4 How satisfied are you with the quality of teaching at your child's school?

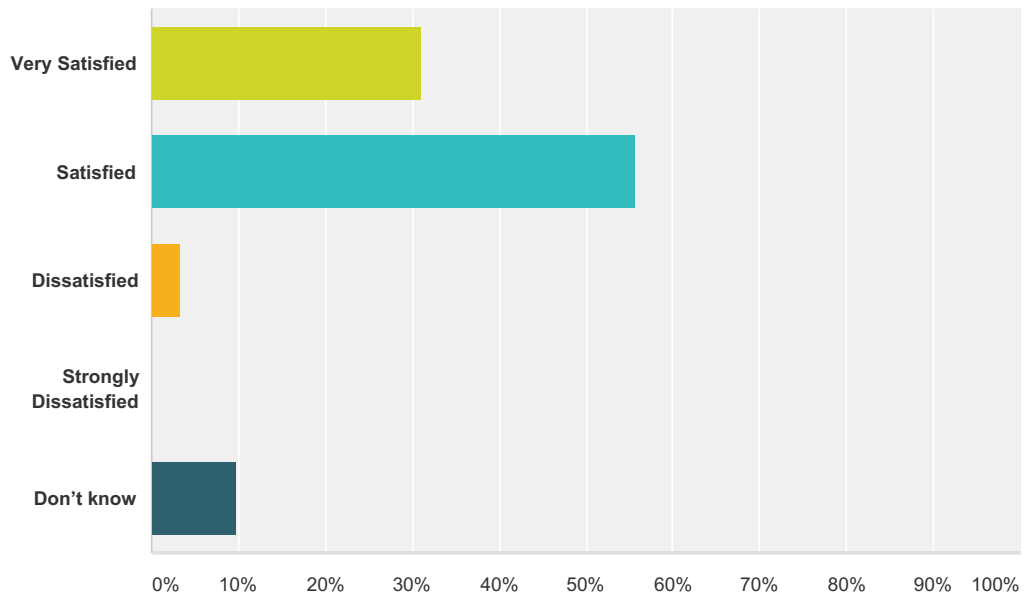
Answered: 62 Skipped: 0



Answer Choices	Responses	
Very Satisfied	30.65%	19
Satisfied	61.29%	38
Dissatisfied	6.45%	4
Strongly Dissatisfied	0.00%	0
Don't know	1.61%	1
Total		62

Q5 How satisfied are you with the leadership in your child's school?

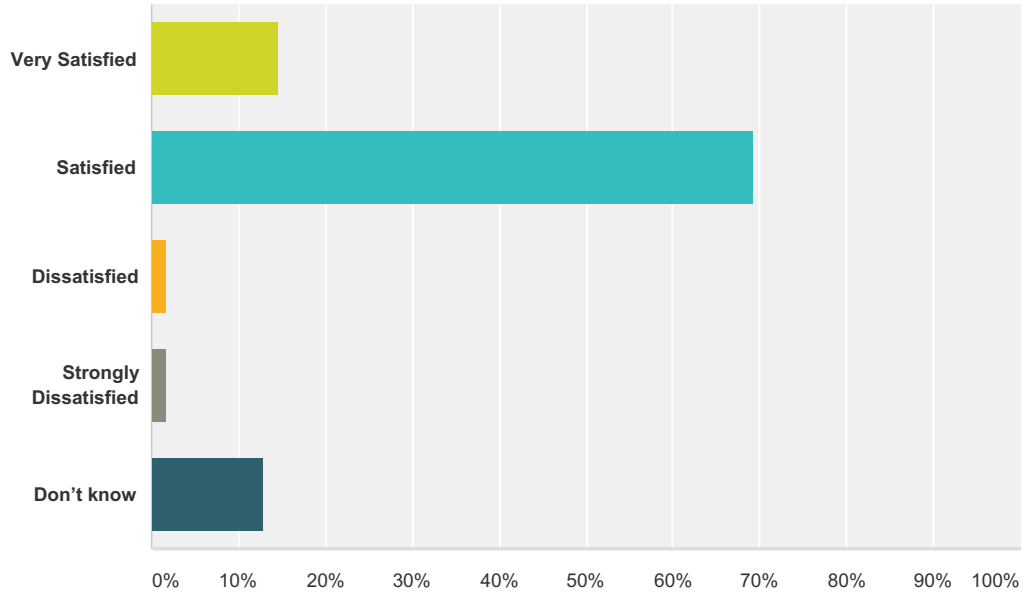
Answered: 61 Skipped: 1



Answer Choices	Responses	Count
Very Satisfied	31.15%	19
Satisfied	55.74%	34
Dissatisfied	3.28%	2
Strongly Dissatisfied	0.00%	0
Don't know	9.84%	6
Total		61

Q6 How satisfied are you with the opportunity to be involved in decisions at your child's school?

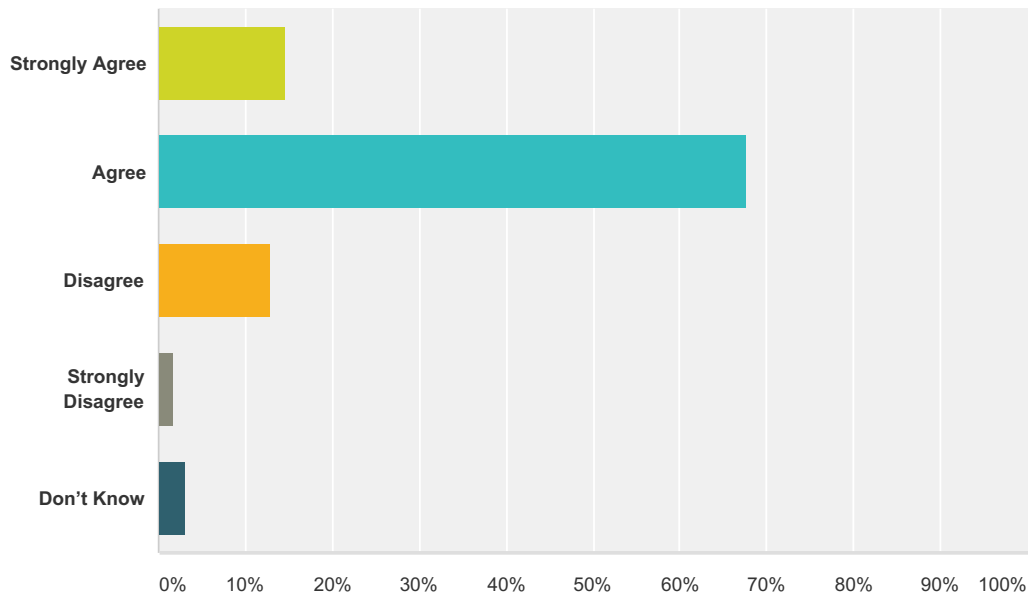
Answered: 62 Skipped: 0



Answer Choices	Responses
Very Satisfied	14.52% 9
Satisfied	69.35% 43
Dissatisfied	1.61% 1
Strongly Dissatisfied	1.61% 1
Don't know	12.90% 8
Total	62

Q7 My child's individual needs are met.

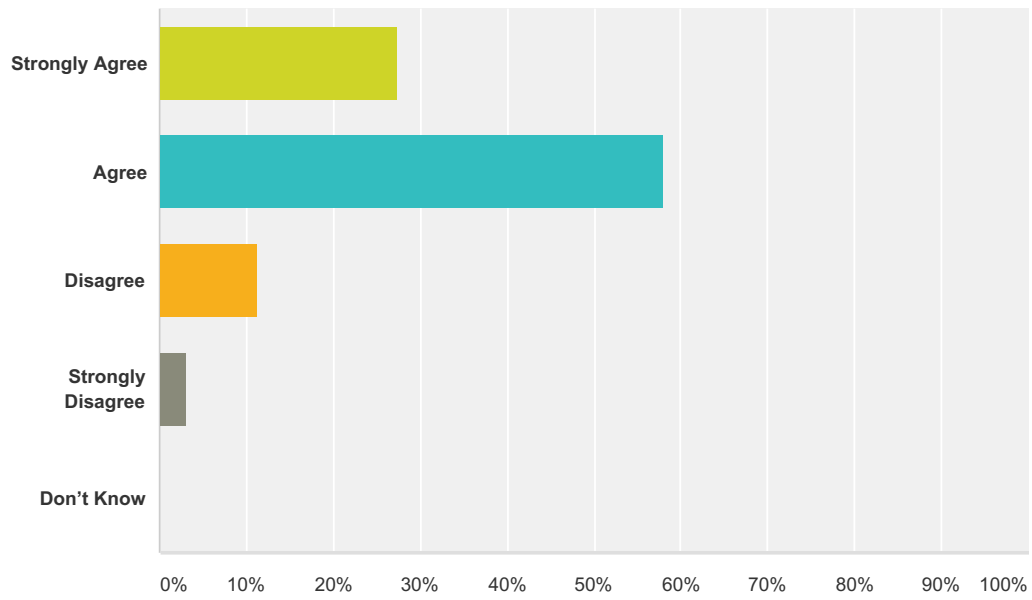
Answered: 62 Skipped: 0



Answer Choices	Responses	
Strongly Agree	14.52%	9
Agree	67.74%	42
Disagree	12.90%	8
Strongly Disagree	1.61%	1
Don't Know	3.23%	2
Total		62

Q8 The school keeps me informed about my child's progress and achievement.

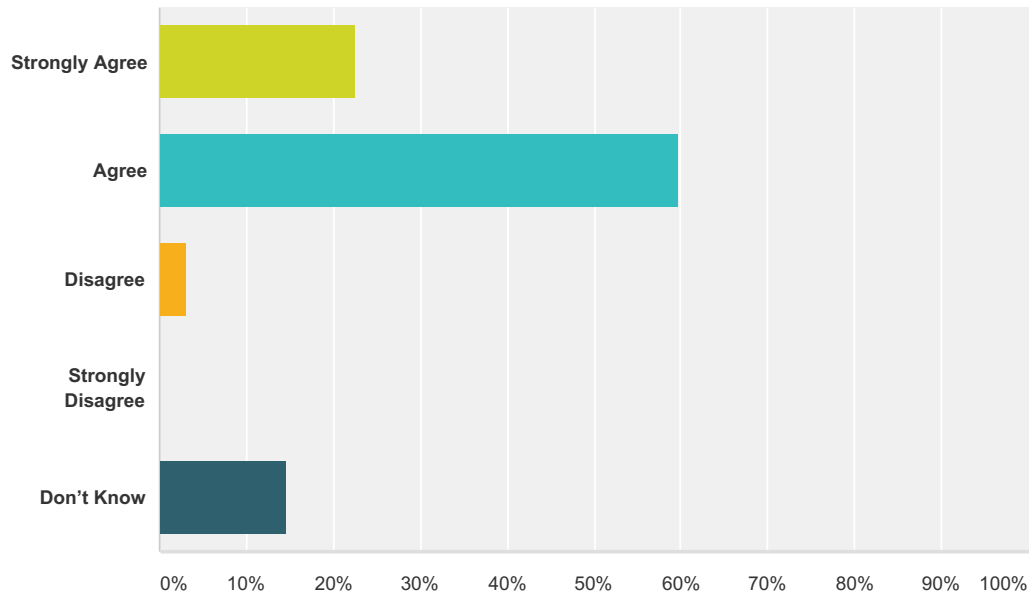
Answered: 62 Skipped: 0



Answer Choices	Responses	
Strongly Agree	27.42%	17
Agree	58.06%	36
Disagree	11.29%	7
Strongly Disagree	3.23%	2
Don't Know	0.00%	0
Total		62

Q9 The rights and responsibilities of citizenship are reinforced in my child's school.

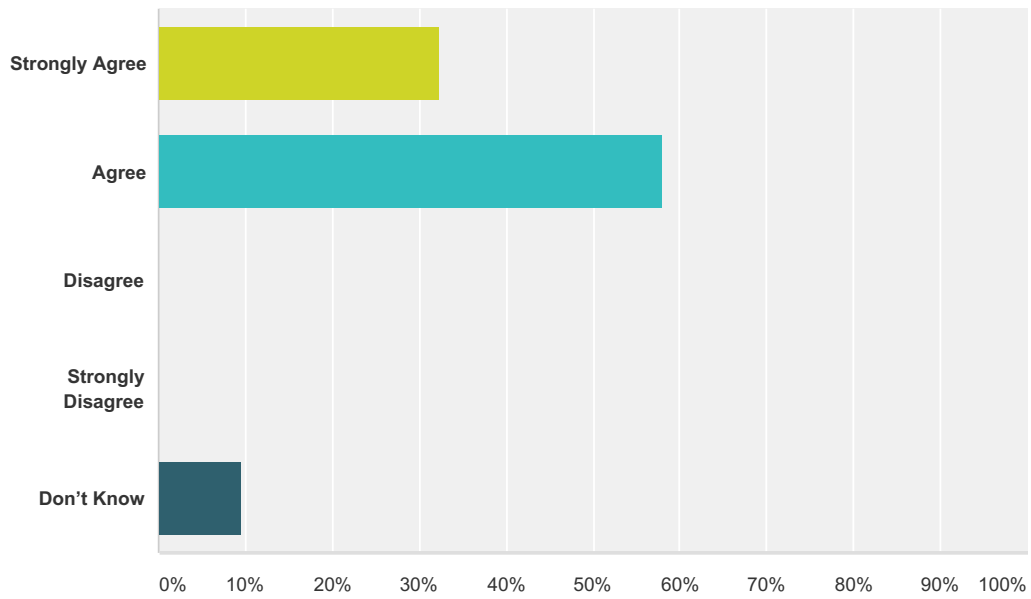
Answered: 62 Skipped: 0



Answer Choices	Responses	
Strongly Agree	22.58%	14
Agree	59.68%	37
Disagree	3.23%	2
Strongly Disagree	0.00%	0
Don't Know	14.52%	9
Total		62

Q10 The school staff care about my child.

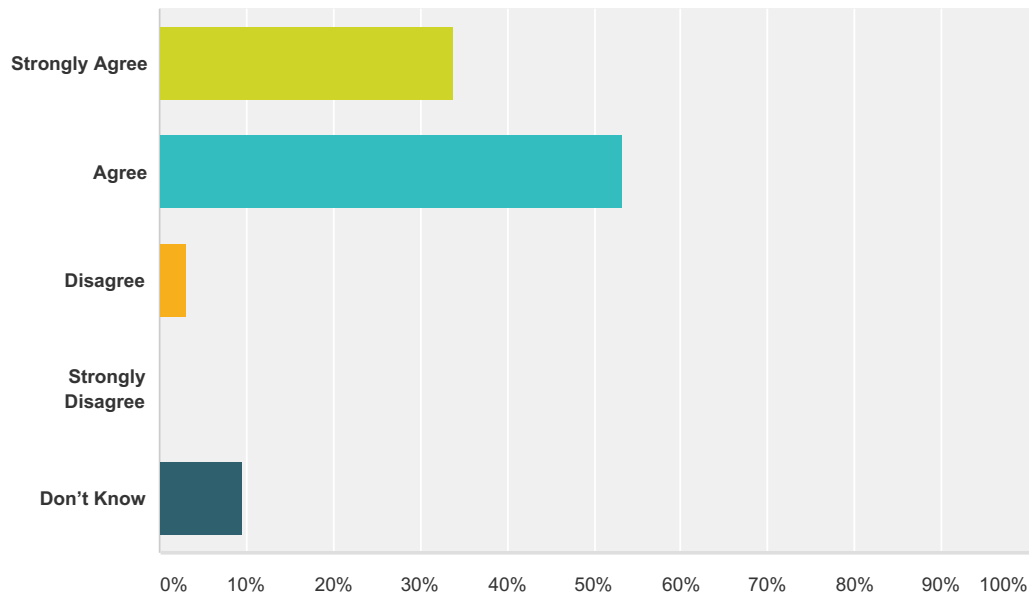
Answered: 62 Skipped: 0



Answer Choices	Responses	
Strongly Agree	32.26%	20
Agree	58.06%	36
Disagree	0.00%	0
Strongly Disagree	0.00%	0
Don't Know	9.68%	6
Total		62

Q11 My child is encouraged at school to do his or her best.

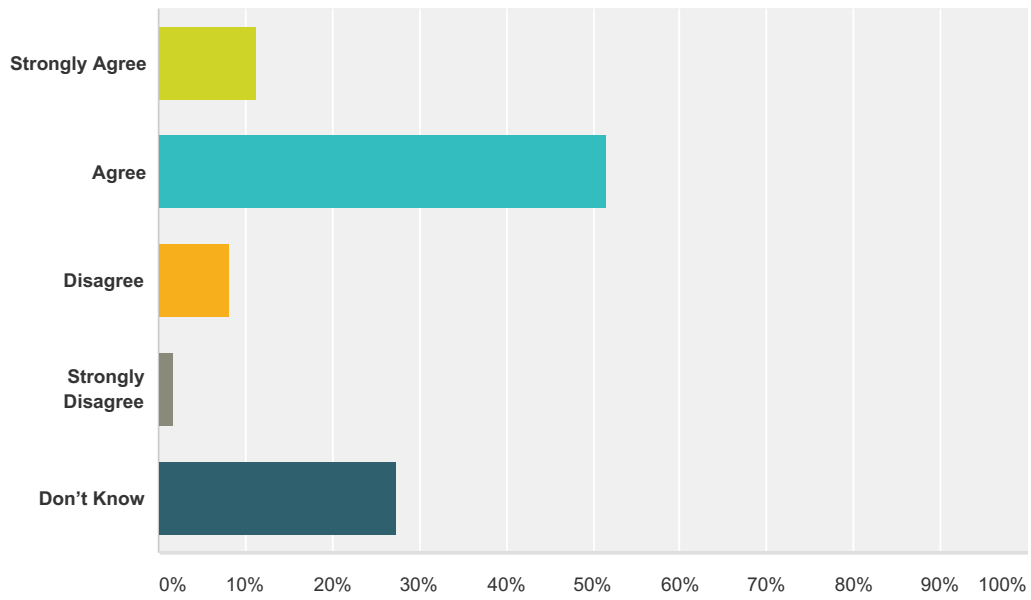
Answered: 62 Skipped: 0



Answer Choices	Responses	Count
Strongly Agree	33.87%	21
Agree	53.23%	33
Disagree	3.23%	2
Strongly Disagree	0.00%	0
Don't Know	9.68%	6
Total		62

Q12 Discipline is handled in a fair and reasonable manner in my child's school.

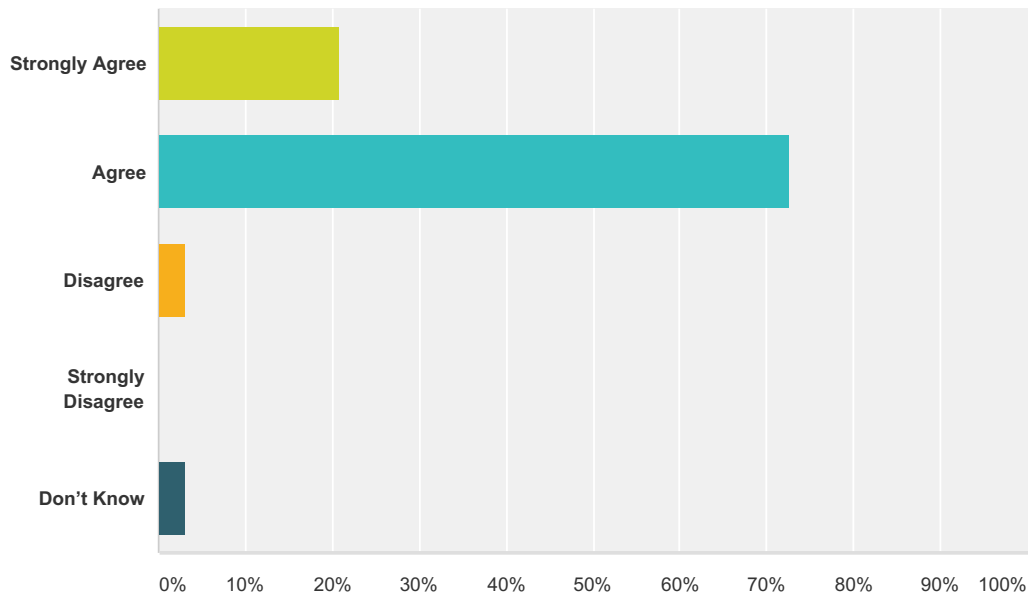
Answered: 62 Skipped: 0



Answer Choices	Responses
Strongly Agree	11.29% 7
Agree	51.61% 32
Disagree	8.06% 5
Strongly Disagree	1.61% 1
Don't Know	27.42% 17
Total	62

Q13 My child's school is safe.

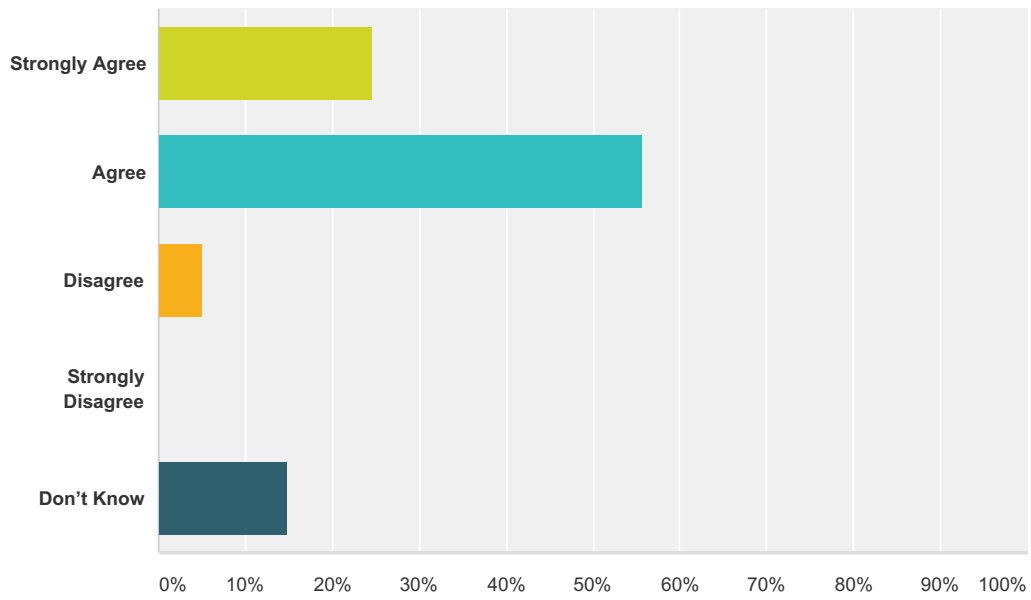
Answered: 62 Skipped: 0



Answer Choices	Responses	
Strongly Agree	20.97%	13
Agree	72.58%	45
Disagree	3.23%	2
Strongly Disagree	0.00%	0
Don't Know	3.23%	2
Total		62

Q14 There is open and honest communication within my child's school.

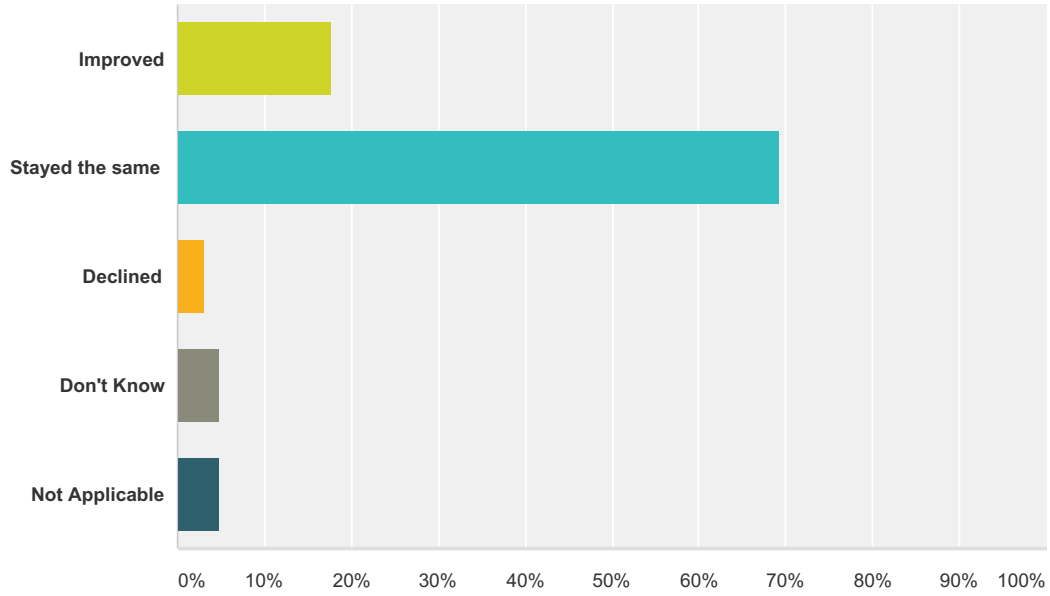
Answered: 61 Skipped: 1



Answer Choices	Responses	
Strongly Agree	24.59%	15
Agree	55.74%	34
Disagree	4.92%	3
Strongly Disagree	0.00%	0
Don't Know	14.75%	9
Total		61

Q15 In your opinion, has the quality of education that your child experienced at school improved, stayed the same, or declined in the past three years.

Answered: 62 Skipped: 0



Answer Choices	Responses
Improved	17.74% 11
Stayed the same	69.35% 43
Declined	3.23% 2
Don't Know	4.84% 3
Not Applicable	4.84% 3
Total	62