

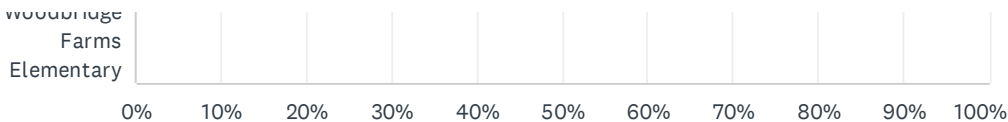
Q1 What school does your child currently attend?If you have more than one child attending an EIPS school or a child who attends classes at more than one EIPS school, complete this survey for each one.

Answered: 45 Skipped: 0

A.L. Horton Elementary										
Ardrossan Elementary										
Ardrossan Junior Senior High										
Bev Facey Community High										
Brentwood Elementary										
Bruderheim School										
Clover Bar Junior High										
Davidson Creek Elementary										
École Campbelltown										
École Parc Élémentaire										
F.R. Haythorne Junior High										
Fort Saskatchewan Christian										
Fort Saskatchewan Elementary										
Fort Saskatchewan High										
Fultonvale Elementary Junior High										
Glen Allan Elementary										
Heritage Hills Elementary										
James Mowat										

[illegible]

2024-25 EIPS Annual Feedback Survey: For Parents and Caregivers



2024-25 EIPS Annual Feedback Survey: For Parents and Caregivers

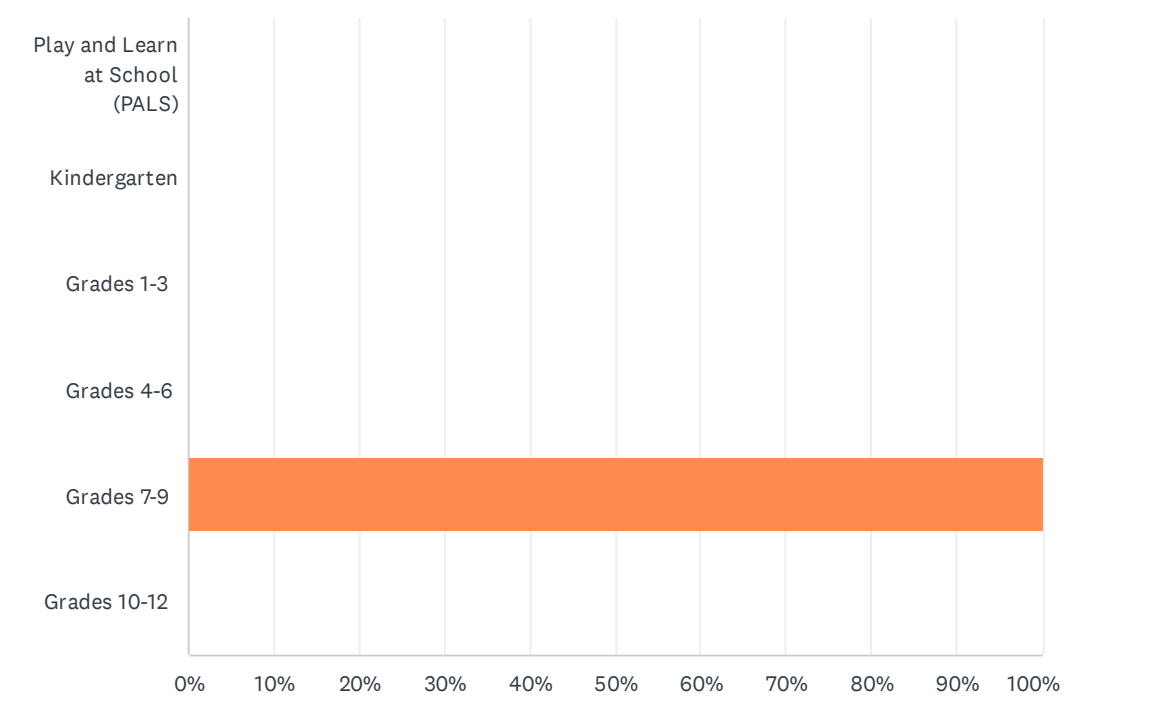
ANSWER CHOICES	RESPONSES	
A.L. Horton Elementary	0.00%	0
Ardrossan Elementary	0.00%	0
Ardrossan Junior Senior High	0.00%	0
Bev Facey Community High	0.00%	0
Brentwood Elementary	0.00%	0
Bruderheim School	0.00%	0
Clover Bar Junior High	100.00%	45
Davidson Creek Elementary	0.00%	0
École Campbelltown	0.00%	0
École Parc Élémentaire	0.00%	0
F.R. Haythorne Junior High	0.00%	0
Fort Saskatchewan Christian	0.00%	0
Fort Saskatchewan Elementary	0.00%	0
Fort Saskatchewan High	0.00%	0
Fultonvale Elementary Junior High	0.00%	0
Glen Allan Elementary	0.00%	0
Heritage Hills Elementary	0.00%	0
James Mowat Elementary	0.00%	0
Lakeland Ridge	0.00%	0
Lamont Elementary	0.00%	0
Lamont High	0.00%	0
Mills Haven Elementary	0.00%	0
Mundare School	0.00%	0
Next Step Fort Saskatchewan	0.00%	0
Next Step Sherwood Park	0.00%	0
Next Step Vegreville	0.00%	0
Pine Street Elementary	0.00%	0
Rudolph Hennig Junior High	0.00%	0
Salisbury Composite High	0.00%	0
Sherwood Heights Junior High	0.00%	0
SouthPointe School	0.00%	0
Strathcona Christian Academy Elementary	0.00%	0

2024-25 EIPS Annual Feedback Survey: For Parents and Caregivers

Strathcona Christian Academy Secondary	0.00%	0
Uncas Elementary	0.00%	0
Vegreville Composite High	0.00%	0
Wes Hosford Elementary	0.00%	0
Westboro Elementary	0.00%	0
Win Ferguson Elementary	0.00%	0
Woodbridge Farms Elementary	0.00%	0
TOTAL		45

Q2 What grade is your child currently in?

Answered: 45 Skipped: 0



ANSWER CHOICES	RESPONSES	
Play and Learn at School (PALS)	0.00%	0
Kindergarten	0.00%	0
Grades 1-3	0.00%	0
Grades 4-6	0.00%	0
Grades 7-9	100.00%	45
Grades 10-12	0.00%	0
TOTAL		45

Q3 As a result of being in the Play and Learn at School (PALS) program, my child’s demonstrating growth in their development.

Answered: 0 Skipped: 45

 No matching responses.

ANSWER CHOICES	RESPONSES	
Strongly agree	0.00%	0
Agree	0.00%	0
Disagree	0.00%	0
Strongly disagree	0.00%	0
Don't know	0.00%	0
TOTAL		0

Q4 As a result of being in the kindergarten program, my child’s becoming ready to enter Grade 1.

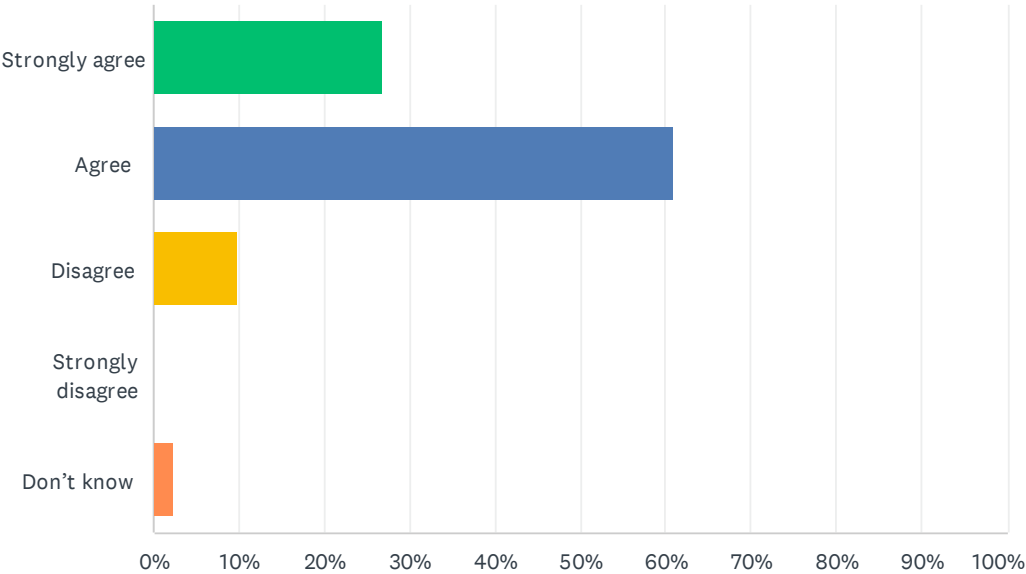
Answered: 0 Skipped: 45

 No matching responses.

ANSWER CHOICES	RESPONSES	
Strongly agree	0.00%	0
Agree	0.00%	0
Disagree	0.00%	0
Strongly disagree	0.00%	0
Don't know	0.00%	0
TOTAL		0

Q5 My child's individual needs are met.

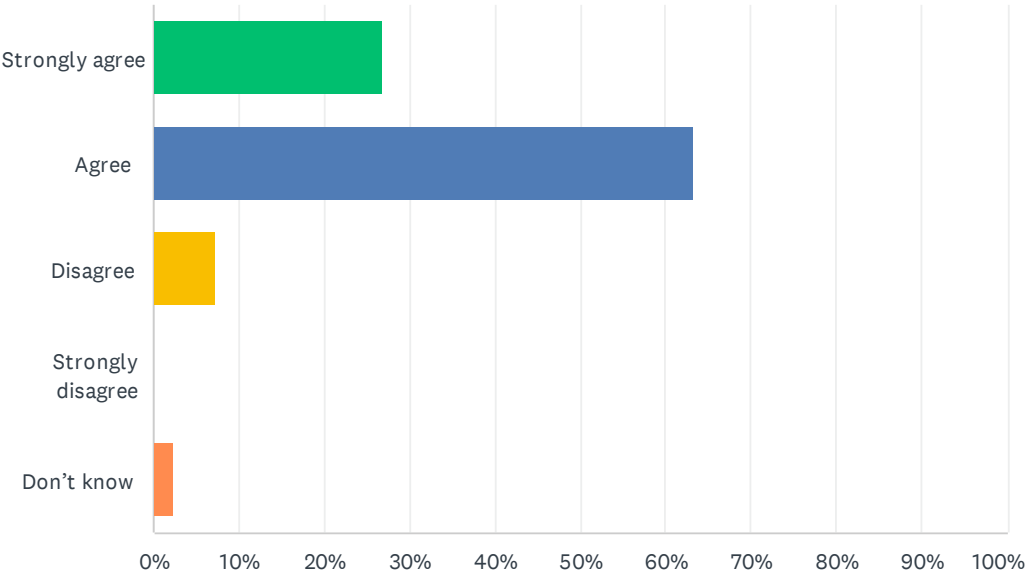
Answered: 41 Skipped: 4



ANSWER CHOICES	RESPONSES	
Strongly agree	26.83%	11
Agree	60.98%	25
Disagree	9.76%	4
Strongly disagree	0.00%	0
Don't know	2.44%	1
TOTAL		41

Q6 My child's encouraged to do their best.

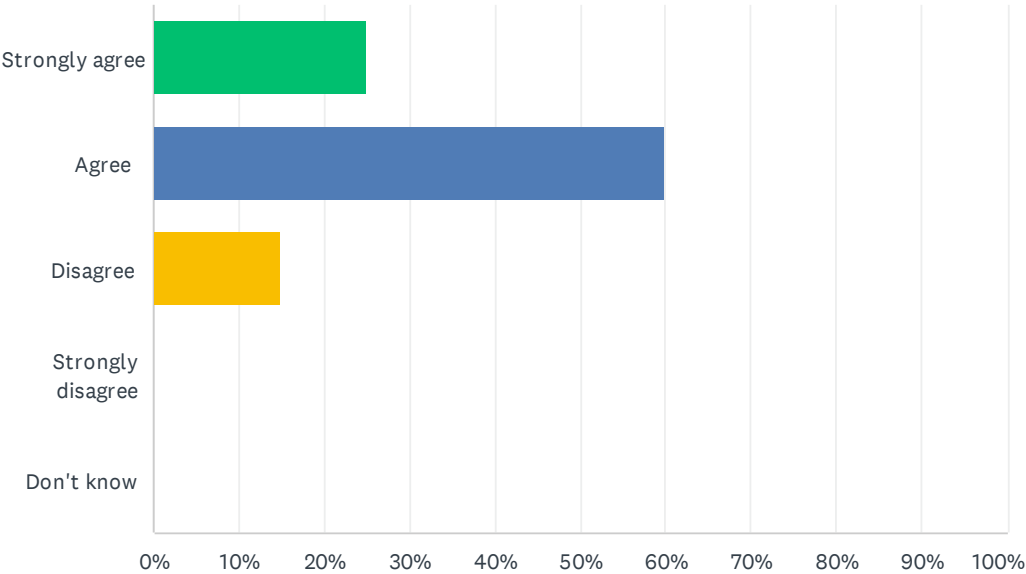
Answered: 41 Skipped: 4



ANSWER CHOICES	RESPONSES	
Strongly agree	26.83%	11
Agree	63.41%	26
Disagree	7.32%	3
Strongly disagree	0.00%	0
Don't know	2.44%	1
TOTAL		41

Q7 My child's demonstrating growth in literacy.

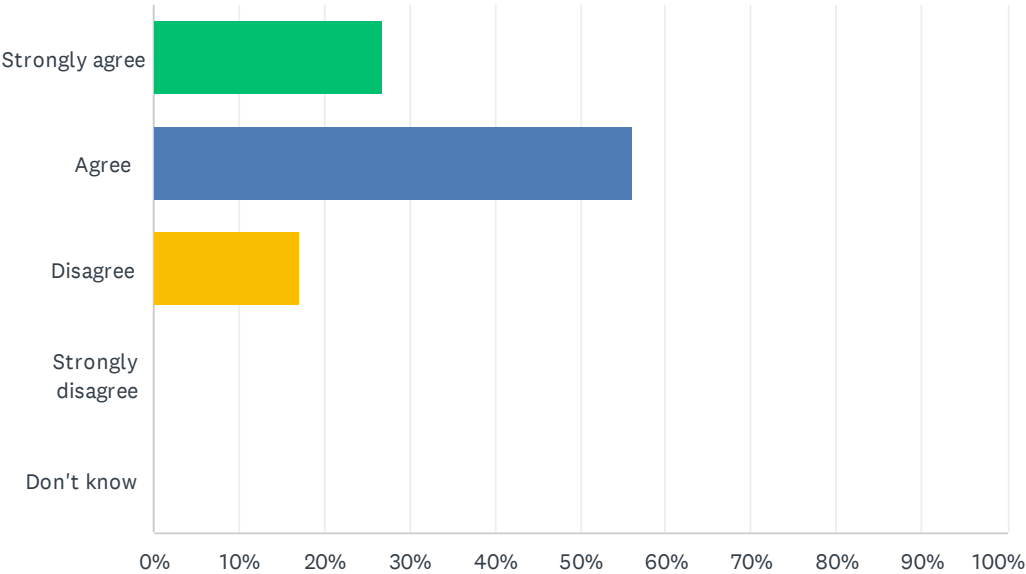
Answered: 40 Skipped: 5



ANSWER CHOICES	RESPONSES	
Strongly agree	25.00%	10
Agree	60.00%	24
Disagree	15.00%	6
Strongly disagree	0.00%	0
Don't know	0.00%	0
TOTAL		40

Q8 My child's demonstrating growth in numeracy.

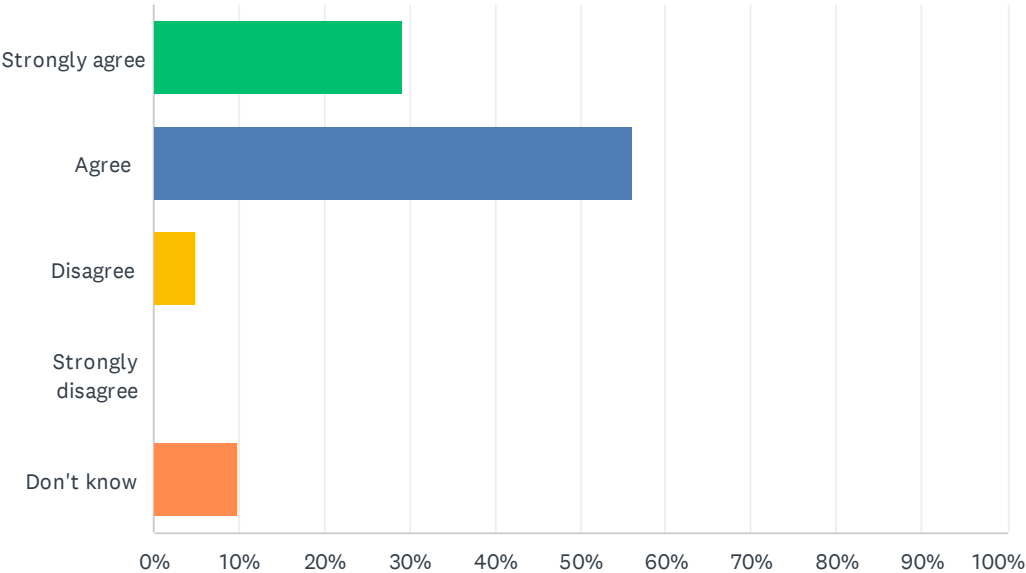
Answered: 41 Skipped: 4



ANSWER CHOICES	RESPONSES	
Strongly agree	26.83%	11
Agree	56.10%	23
Disagree	17.07%	7
Strongly disagree	0.00%	0
Don't know	0.00%	0
TOTAL		41

Q9 My child has an understanding of First Nations, Métis and Inuit culture and history.

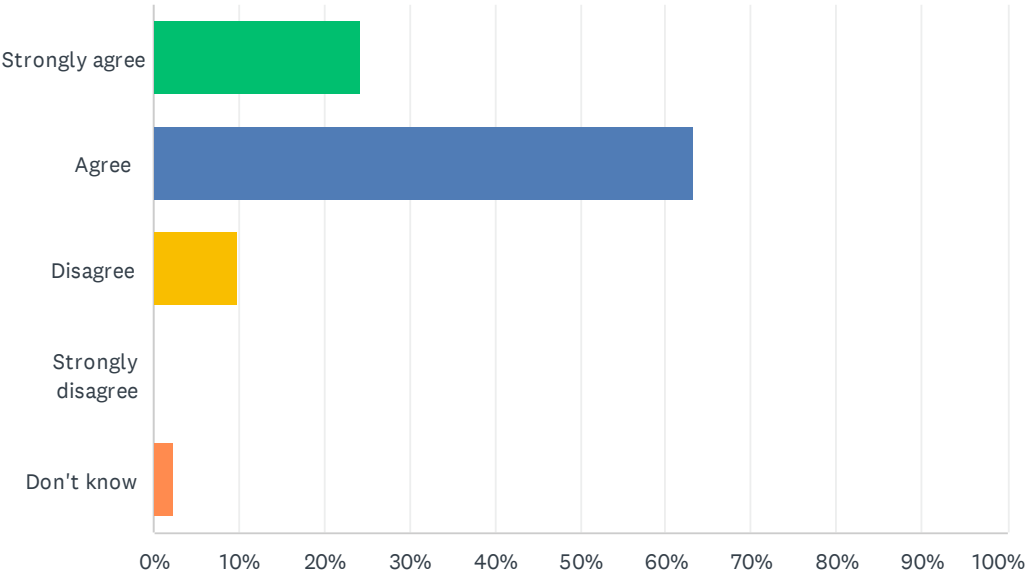
Answered: 41 Skipped: 4



ANSWER CHOICES	RESPONSES	
Strongly agree	29.27%	12
Agree	56.10%	23
Disagree	4.88%	2
Strongly disagree	0.00%	0
Don't know	9.76%	4
TOTAL		41

Q10 My child's learning the knowledge, skills and attitudes necessary to be successful in life.

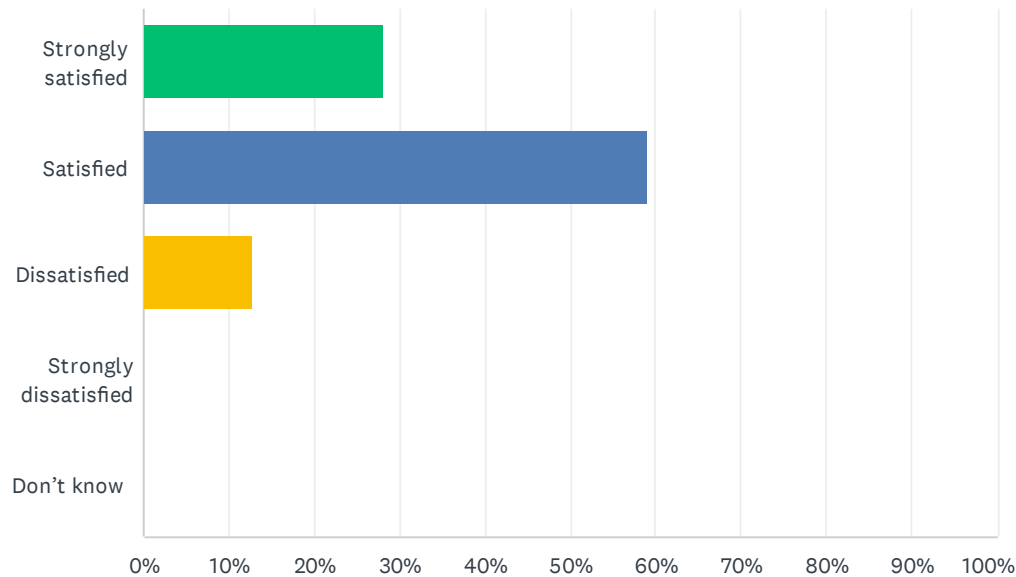
Answered: 41 Skipped: 4



ANSWER CHOICES	RESPONSES	
Strongly agree	24.39%	10
Agree	63.41%	26
Disagree	9.76%	4
Strongly disagree	0.00%	0
Don't know	2.44%	1
TOTAL		41

Q11 How satisfied are you with the quality of education your child's receiving at school?

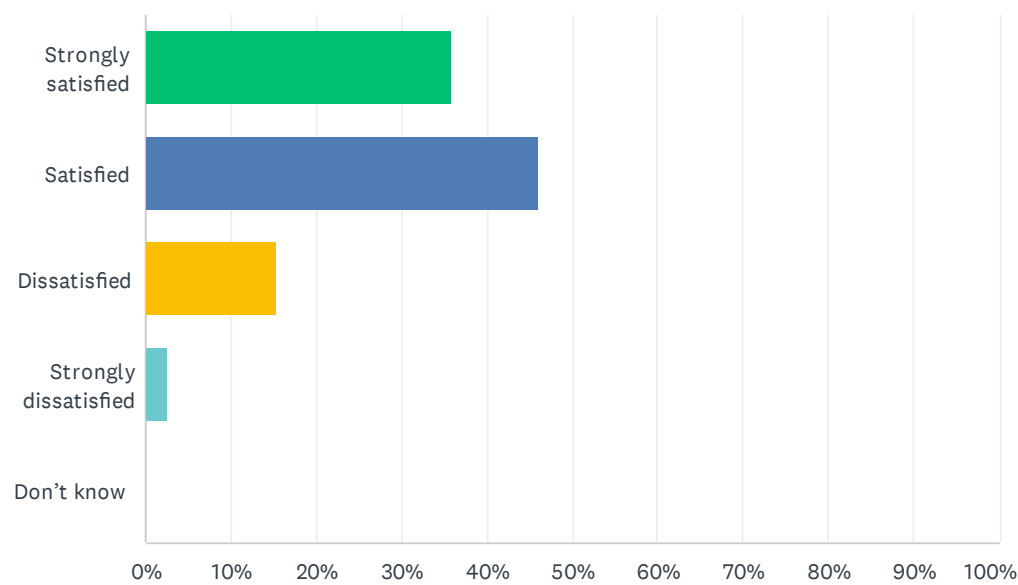
Answered: 39 Skipped: 6



ANSWER CHOICES	RESPONSES	
Strongly satisfied	28.21%	11
Satisfied	58.97%	23
Dissatisfied	12.82%	5
Strongly dissatisfied	0.00%	0
Don't know	0.00%	0
TOTAL		39

Q12 How satisfied are you with the quality of teaching at your child’s school?

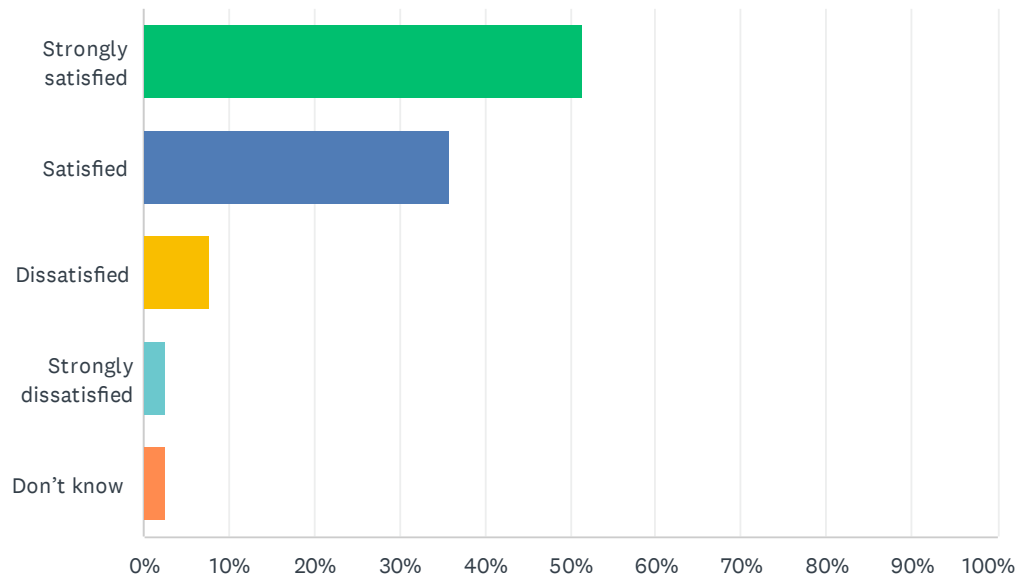
Answered: 39 Skipped: 6



ANSWER CHOICES	RESPONSES	
Strongly satisfied	35.90%	14
Satisfied	46.15%	18
Dissatisfied	15.38%	6
Strongly dissatisfied	2.56%	1
Don't know	0.00%	0
TOTAL		39

Q13 How satisfied are you with the leadership at your child's school?

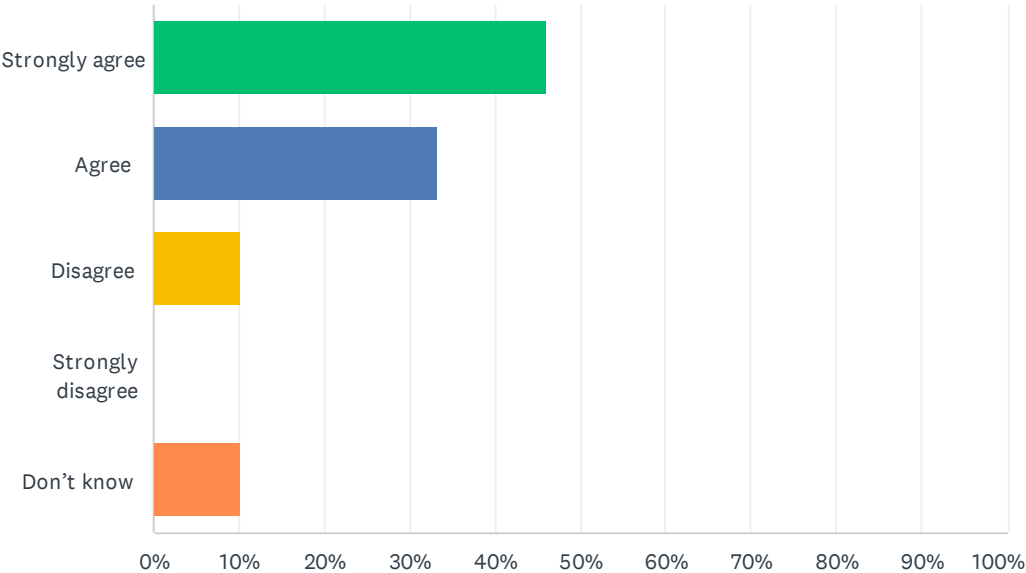
Answered: 39 Skipped: 6



ANSWER CHOICES	RESPONSES	
Strongly satisfied	51.28%	20
Satisfied	35.90%	14
Dissatisfied	7.69%	3
Strongly dissatisfied	2.56%	1
Don't know	2.56%	1
TOTAL		39

Q14 My child’s school encourages my child to be a responsible, respectful and engaged citizen.

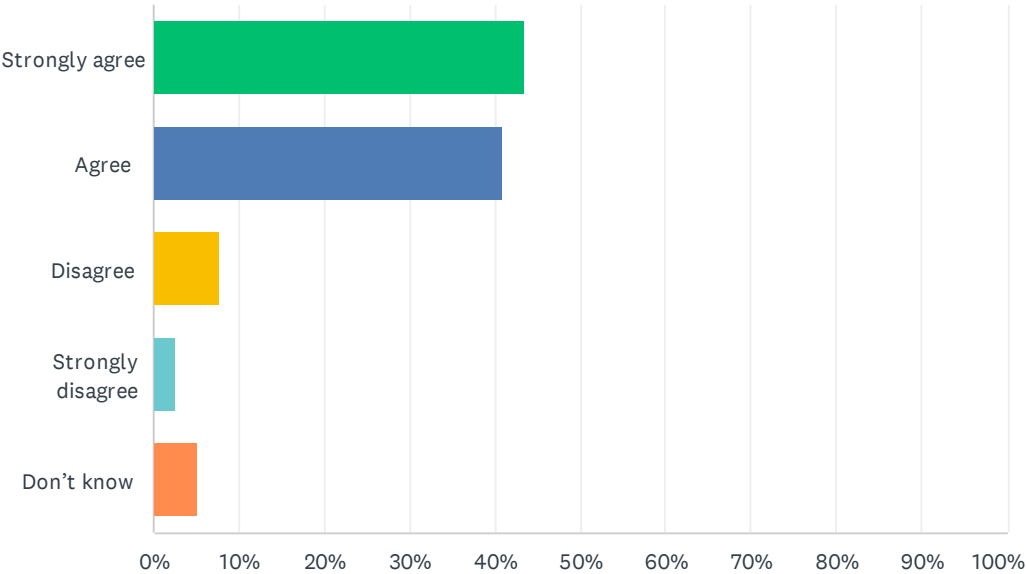
Answered: 39 Skipped: 6



ANSWER CHOICES	RESPONSES	
Strongly agree	46.15%	18
Agree	33.33%	13
Disagree	10.26%	4
Strongly disagree	0.00%	0
Don't know	10.26%	4
TOTAL		39

Q15 School staff care about my child.

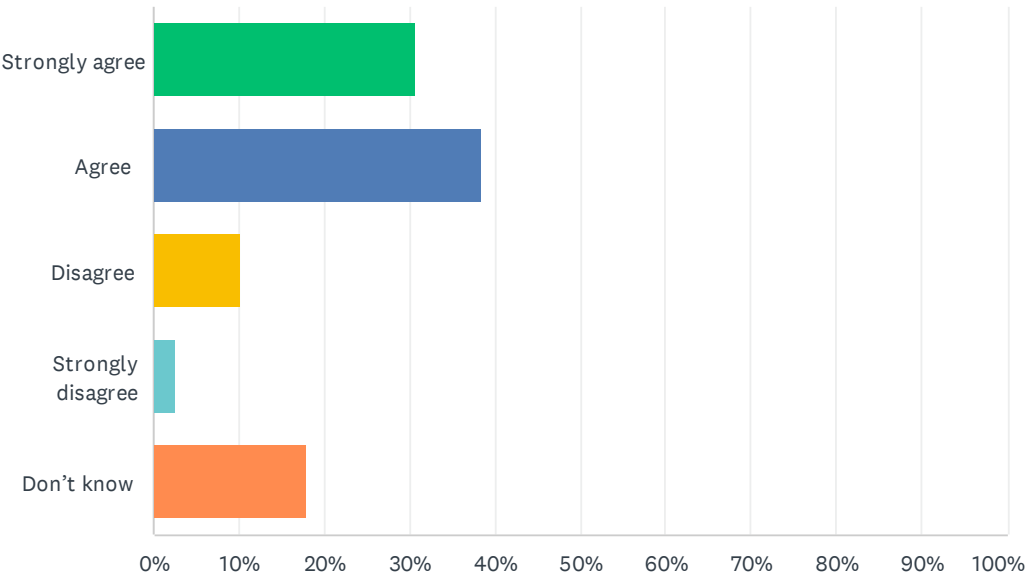
Answered: 39 Skipped: 6



ANSWER CHOICES	RESPONSES	
Strongly agree	43.59%	17
Agree	41.03%	16
Disagree	7.69%	3
Strongly disagree	2.56%	1
Don't know	5.13%	2
TOTAL		39

Q16 My child’s school handles discipline fairly and reasonably.

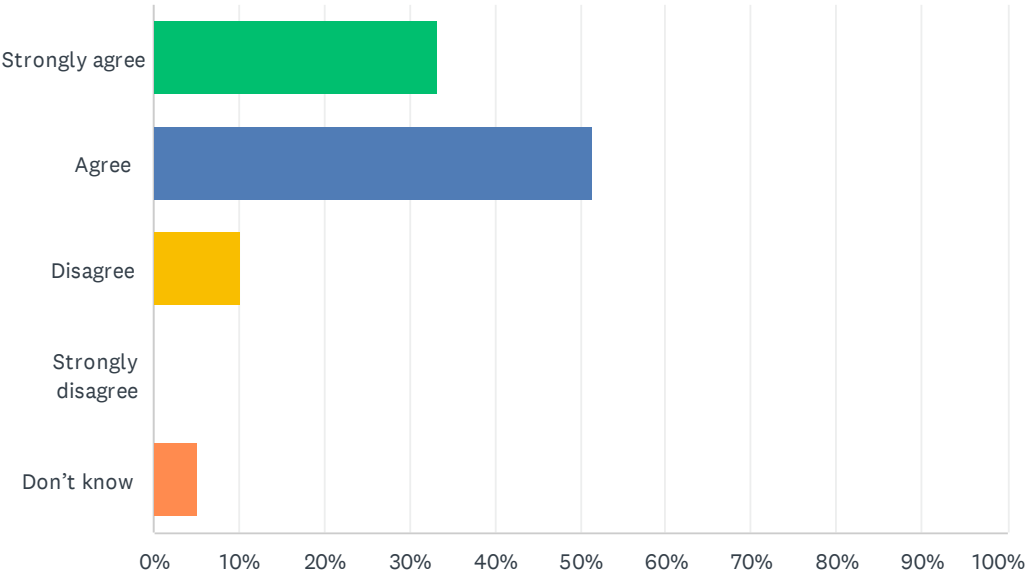
Answered: 39 Skipped: 6



ANSWER CHOICES		RESPONSES	
Strongly agree		30.77%	12
Agree		38.46%	15
Disagree		10.26%	4
Strongly disagree		2.56%	1
Don't know		17.95%	7
TOTAL			39

Q17 My child's school is safe.

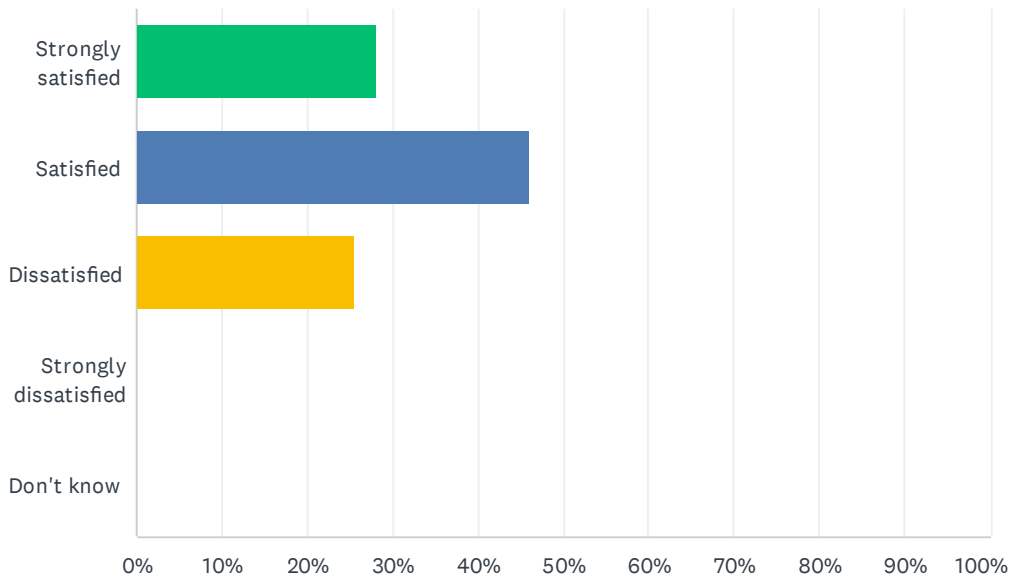
Answered: 39 Skipped: 6



ANSWER CHOICES		RESPONSES	
Strongly agree		33.33%	13
Agree		51.28%	20
Disagree		10.26%	4
Strongly disagree		0.00%	0
Don't know		5.13%	2
TOTAL			39

Q18 How satisfied are you with the resources available to support your child's learning?

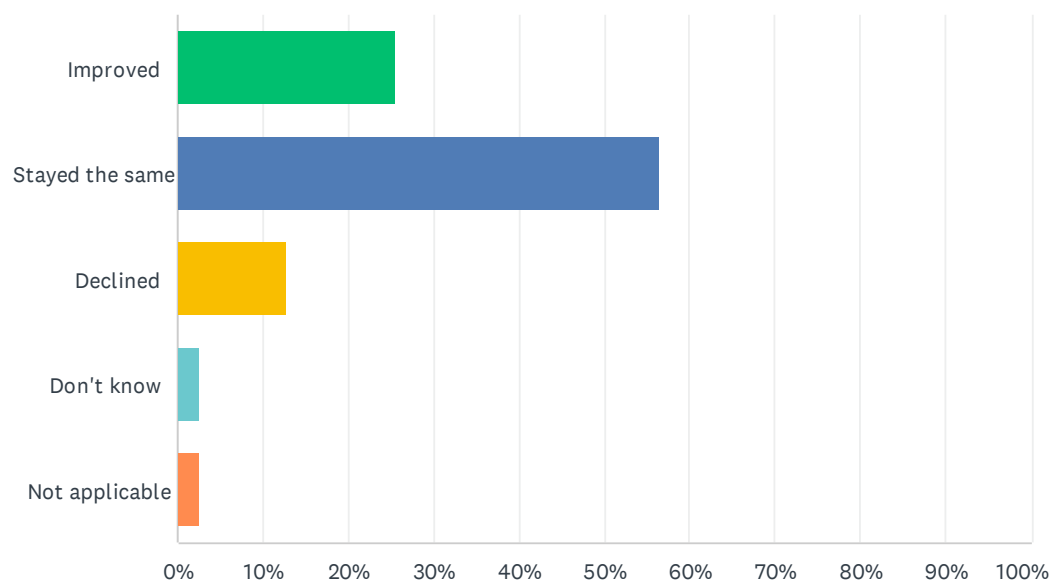
Answered: 39 Skipped: 6



ANSWER CHOICES	RESPONSES	
Strongly satisfied	28.21%	11
Satisfied	46.15%	18
Dissatisfied	25.64%	10
Strongly dissatisfied	0.00%	0
Don't know	0.00%	0
TOTAL		39

Q19 In your opinion, has the quality of education your child's experienced improved, stayed the same or declined in the past three years?

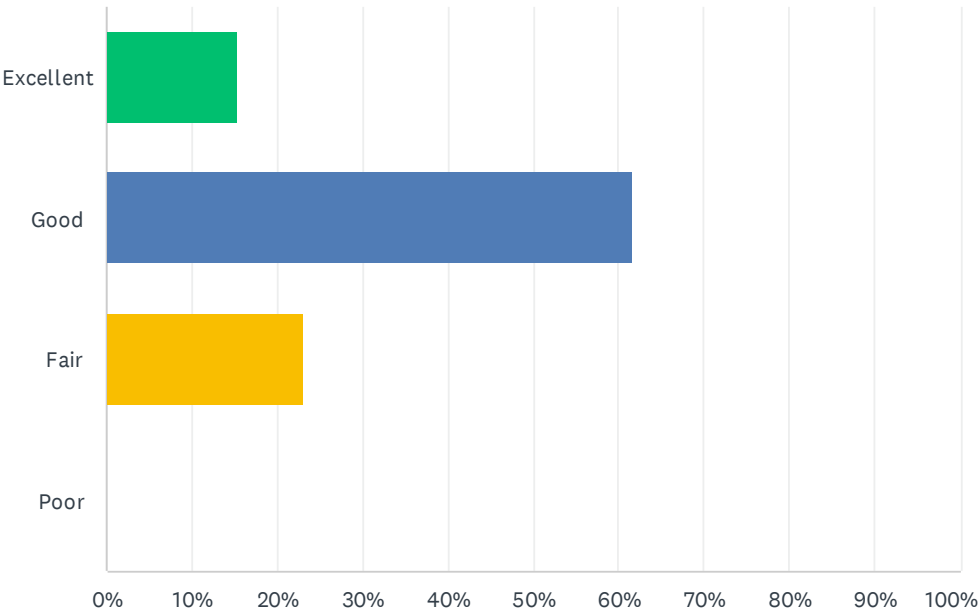
Answered: 39 Skipped: 6



ANSWER CHOICES	RESPONSES	
Improved	25.64%	10
Stayed the same	56.41%	22
Declined	12.82%	5
Don't know	2.56%	1
Not applicable	2.56%	1
TOTAL		39

Q20 How do you rate the physical condition of your child's school?

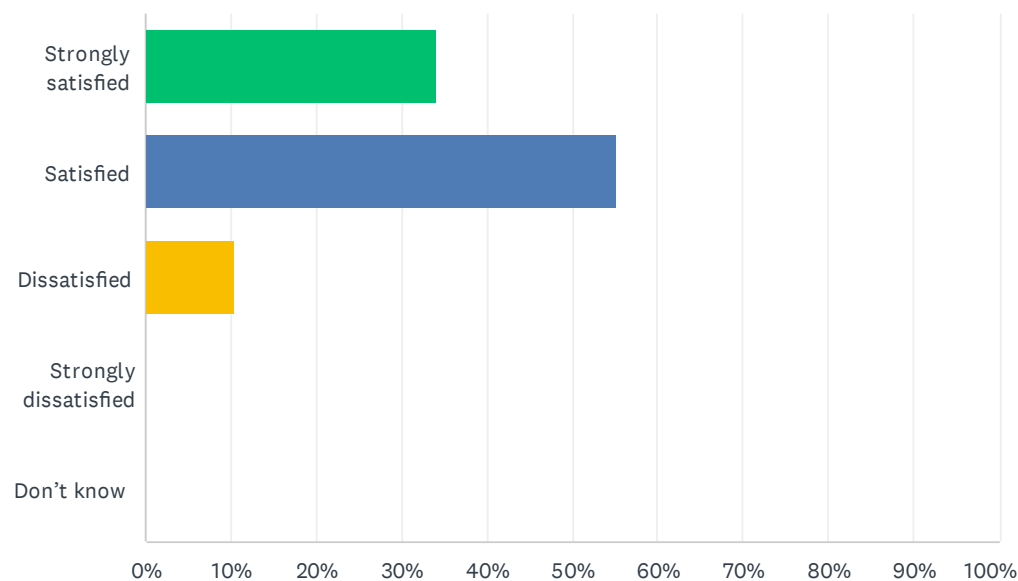
Answered: 39 Skipped: 6



ANSWER CHOICES	RESPONSES	
Excellent	15.38%	6
Good	61.54%	24
Fair	23.08%	9
Poor	0.00%	0
TOTAL		39

Q21 How satisfied are you with the opportunities provided to be involved in your child's education?Refer to the EIPS Parent Engagement overview for examples of involvement and engagement opportunities that help support student success.

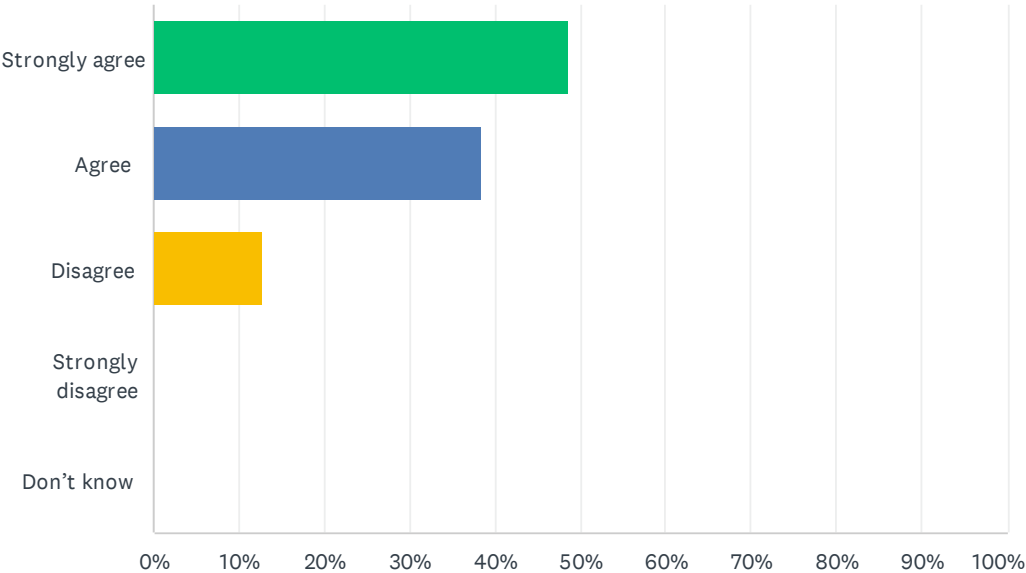
Answered: 38 Skipped: 7



ANSWER CHOICES	RESPONSES	
Strongly satisfied	34.21%	13
Satisfied	55.26%	21
Dissatisfied	10.53%	4
Strongly dissatisfied	0.00%	0
Don't know	0.00%	0
TOTAL		38

Q22 The school keeps me informed about my child's progress and achievement.

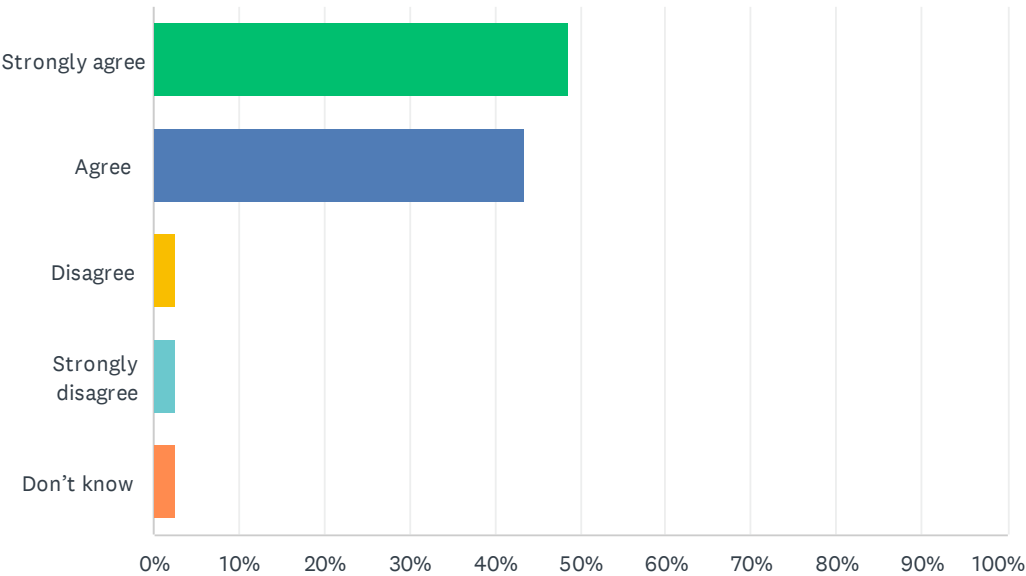
Answered: 39 Skipped: 6



ANSWER CHOICES	RESPONSES	
Strongly agree	48.72%	19
Agree	38.46%	15
Disagree	12.82%	5
Strongly disagree	0.00%	0
Don't know	0.00%	0
TOTAL		39

Q23 There is open and honest communication within my child's school.

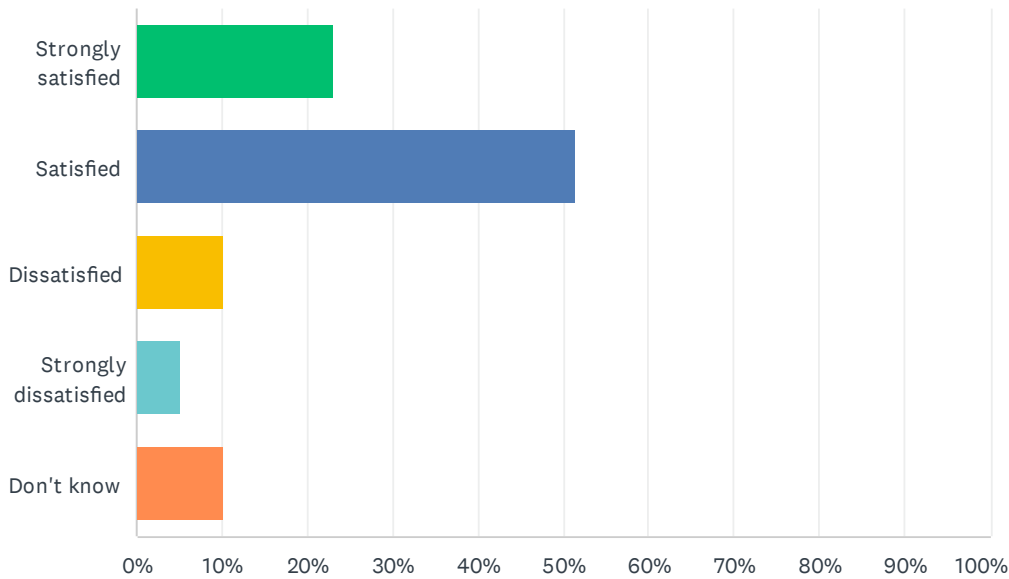
Answered: 39 Skipped: 6



ANSWER CHOICES	RESPONSES	
Strongly agree	48.72%	19
Agree	43.59%	17
Disagree	2.56%	1
Strongly disagree	2.56%	1
Don't know	2.56%	1
TOTAL		39

Q24 How satisfied are you with the Division’s commitment to engaging stakeholders—including parents and caregivers—about matters that affect decision-making and public education?Refer to the list of recent public engagement efforts throughout EIPS for examples of involvement and engagement opportunities.

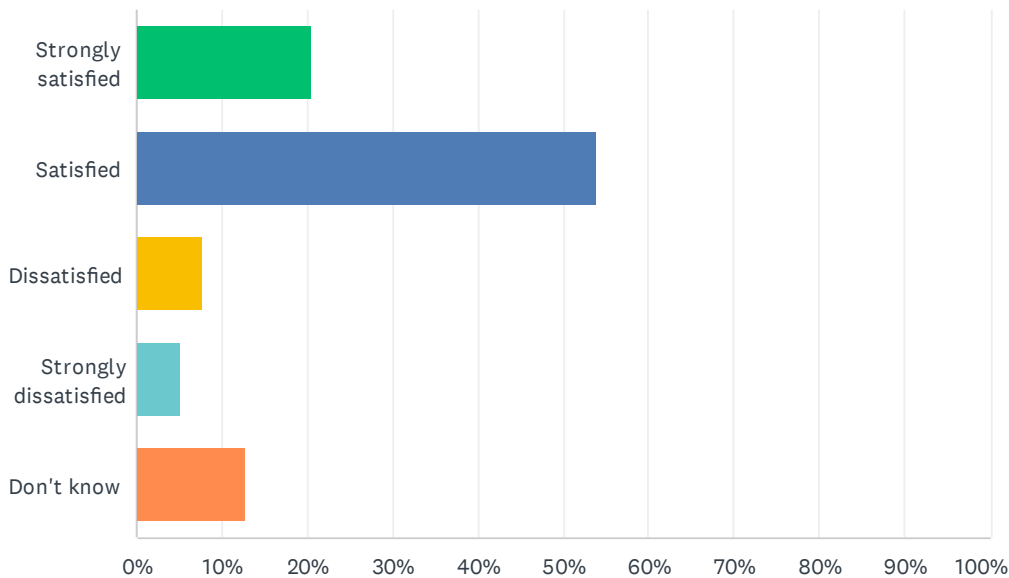
Answered: 39 Skipped: 6



ANSWER CHOICES	RESPONSES	
Strongly satisfied	23.08%	9
Satisfied	51.28%	20
Dissatisfied	10.26%	4
Strongly dissatisfied	5.13%	2
Don't know	10.26%	4
TOTAL		39

Q25 How satisfied are you with the Division’s commitment to advocating for public education?Refer to the Board Advocacy page for examples of ongoing advocacy work of the Board of Trustees.

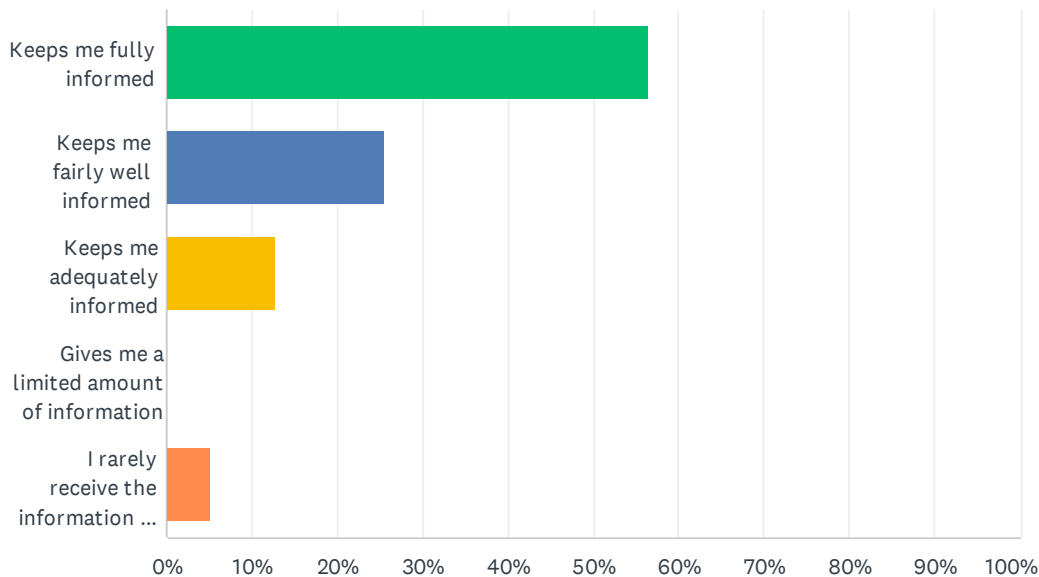
Answered: 39 Skipped: 6



ANSWER CHOICES	RESPONSES	
Strongly satisfied	20.51%	8
Satisfied	53.85%	21
Dissatisfied	7.69%	3
Strongly dissatisfied	5.13%	2
Don't know	12.82%	5
TOTAL		39

Q26 Elk Island Public Schools appreciates the opportunity to stay connected with parents and caregivers about news, activities, programs and other matters of importance. What is your impression of the communication you receive from your child's school?

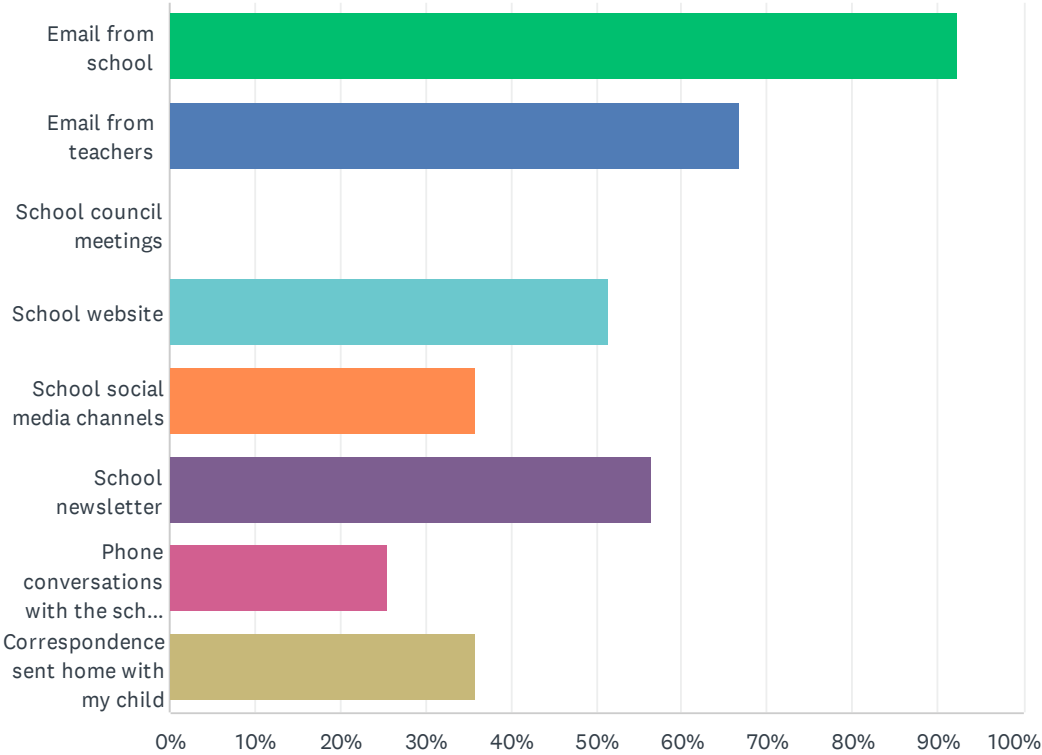
Answered: 39 Skipped: 6



ANSWER CHOICES	RESPONSES	
Keeps me fully informed	56.41%	22
Keeps me fairly well informed	25.64%	10
Keeps me adequately informed	12.82%	5
Gives me a limited amount of information	0.00%	0
I rarely receive the information I need	5.13%	2
TOTAL		39

Q27 Do you regularly make use of the following to keep up to date on school activities, programs, etc.? Check all that apply.

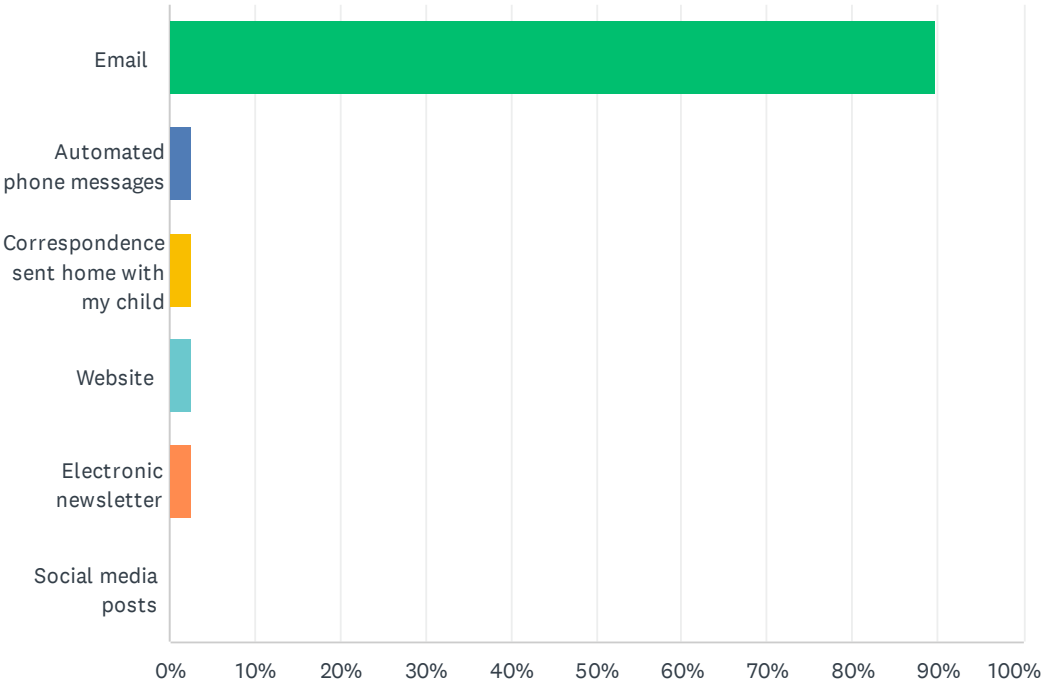
Answered: 39 Skipped: 6



ANSWER CHOICES	RESPONSES	
Email from school	92.31%	36
Email from teachers	66.67%	26
School council meetings	0.00%	0
School website	51.28%	20
School social media channels	35.90%	14
School newsletter	56.41%	22
Phone conversations with the school or teachers	25.64%	10
Correspondence sent home with my child	35.90%	14
Total Respondents: 39		

Q28 What is your most preferred method of communication from the school and Division?

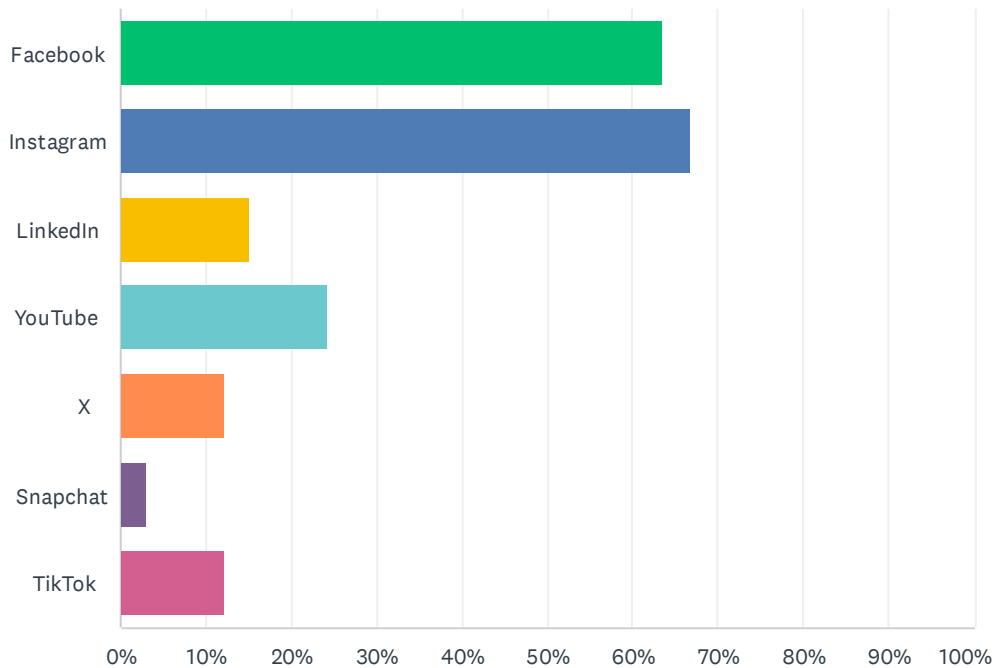
Answered: 39 Skipped: 6



ANSWER CHOICES	RESPONSES	
Email	89.74%	35
Automated phone messages	2.56%	1
Correspondence sent home with my child	2.56%	1
Website	2.56%	1
Electronic newsletter	2.56%	1
Social media posts	0.00%	0
TOTAL		39

Q29 The Division and schools often share news and information on social media. Which of the following platforms do you use? Check all that apply.

Answered: 33 Skipped: 12



ANSWER CHOICES	RESPONSES	
Facebook	63.64%	21
Instagram	66.67%	22
LinkedIn	15.15%	5
YouTube	24.24%	8
X	12.12%	4
Snapchat	3.03%	1
TikTok	12.12%	4
Total Respondents: 33		