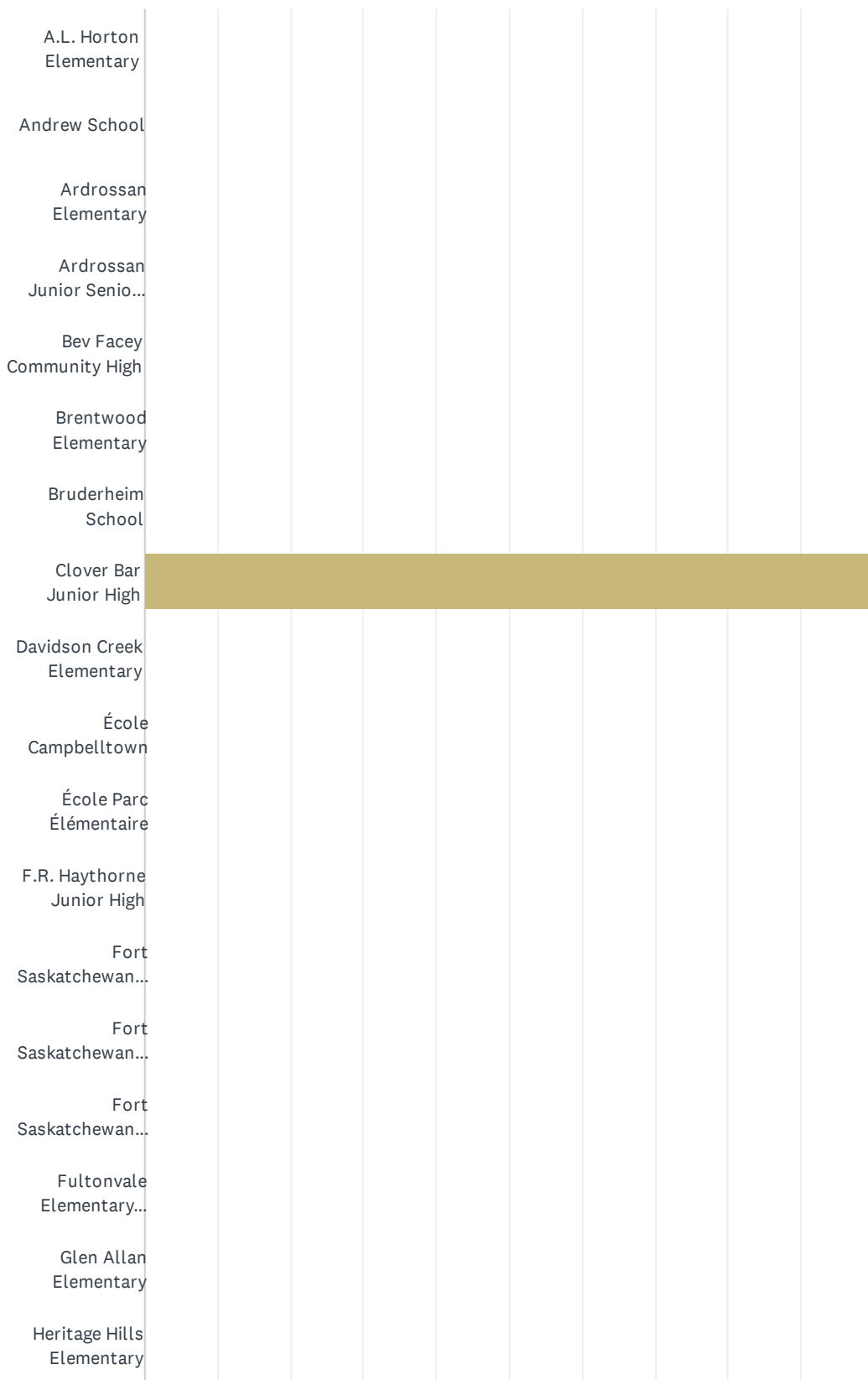



Q1 What school does your child currently attend? For out-of-school learners, what is your child's home school?

Answered: 56 Skipped: 0



EIPS Parent Survey 2020-21



EIPS Parent Survey 2020-21

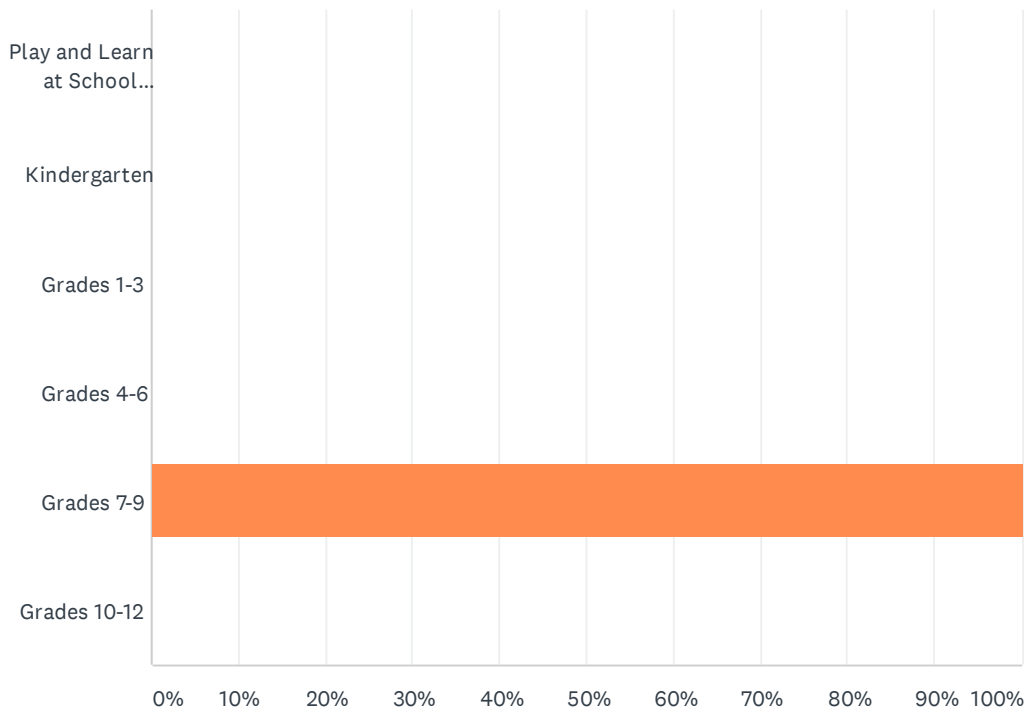
ANSWER CHOICES	RESPONSES	
A.L. Horton Elementary	0.00%	0
Andrew School	0.00%	0
Ardrossan Elementary	0.00%	0
Ardrossan Junior Senior High	0.00%	0
Bev Facey Community High	0.00%	0
Brentwood Elementary	0.00%	0
Bruderheim School	0.00%	0
Clover Bar Junior High	100.00%	56
Davidson Creek Elementary	0.00%	0
École Campbelltown	0.00%	0
École Parc Élémentaire	0.00%	0
F.R. Haythorne Junior High	0.00%	0
Fort Saskatchewan Christian	0.00%	0
Fort Saskatchewan Elementary	0.00%	0
Fort Saskatchewan High	0.00%	0
Fultonvale Elementary Junior High	0.00%	0
Glen Allan Elementary	0.00%	0
Heritage Hills Elementary	0.00%	0
James Mowat Elementary	0.00%	0
Lakeland Ridge	0.00%	0
Lamont Elementary	0.00%	0
Lamont High	0.00%	0
Mills Haven Elementary	0.00%	0
Mundare School	0.00%	0
Next Step/Outreach	0.00%	0
Pine Street Elementary	0.00%	0
Rudolph Hennig Junior High	0.00%	0
Salisbury Composite High	0.00%	0
Sherwood Heights Junior High	0.00%	0
SouthPointe School	0.00%	0
Strathcona Christian Academy Elementary	0.00%	0
Strathcona Christian Academy Secondary	0.00%	0
Uncas Elementary	0.00%	0

EIPS Parent Survey 2020-21

Vegreville Composite High	0.00%	0
Wes Hosford Elementary	0.00%	0
Westboro Elementary	0.00%	0
Win Ferguson Elementary	0.00%	0
Woodbridge Farms Elementary	0.00%	0
TOTAL		56

Q2 What grade is your child currently in?

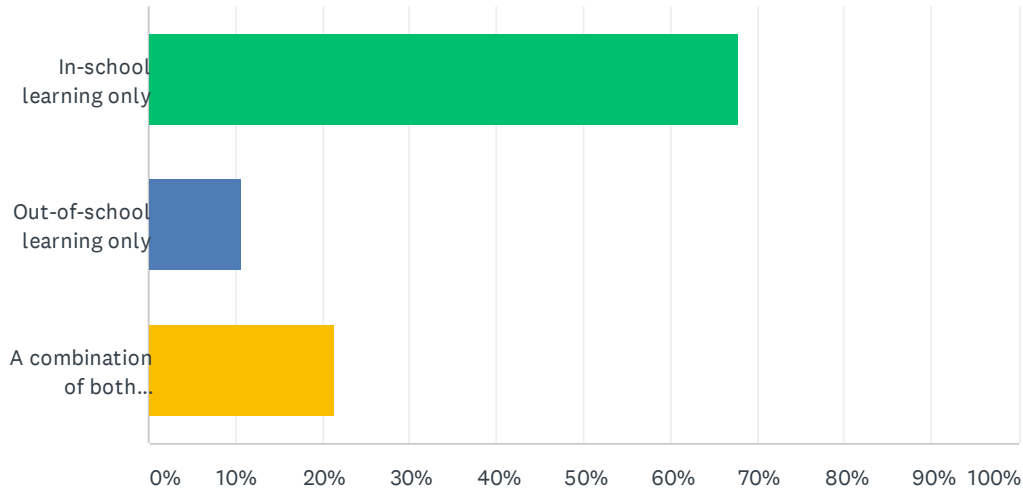
Answered: 56 Skipped: 0



ANSWER CHOICES	RESPONSES	
Play and Learn at School (PALS)	0.00%	0
Kindergarten	0.00%	0
Grades 1-3	0.00%	0
Grades 4-6	0.00%	0
Grades 7-9	100.00%	56
Grades 10-12	0.00%	0
TOTAL		56

Q3 A number of times this year, you could choose in-school or out-of-school learning for your child. What type of learning did you choose for you child this year?When answering this question, disregard the requirement to move to out-of-school learning when mandated by the Government of Alberta or if your child was required to temporarily self-isolate after being identified as a close contact of a confirmed case of COVID-19.

Answered: 56 Skipped: 0



ANSWER CHOICES	RESPONSES	
In-school learning only	67.86%	38
Out-of-school learning only	10.71%	6
A combination of both in-school and out-of-school learning	21.43%	12
TOTAL		56

Q4 As a result of being in the Play and Learn at School (PALS) program, my child's demonstrating growth in their development.

Answered: 0 Skipped: 56

 No matching responses.

ANSWER CHOICES	RESPONSES
Strongly agree	0.00% 0
Agree	0.00% 0
Disagree	0.00% 0
Strongly disagree	0.00% 0
Don't know	0.00% 0
TOTAL	0

Q5 As a result of being in the Kindergarten program, my child's becoming ready to enter Grade 1.

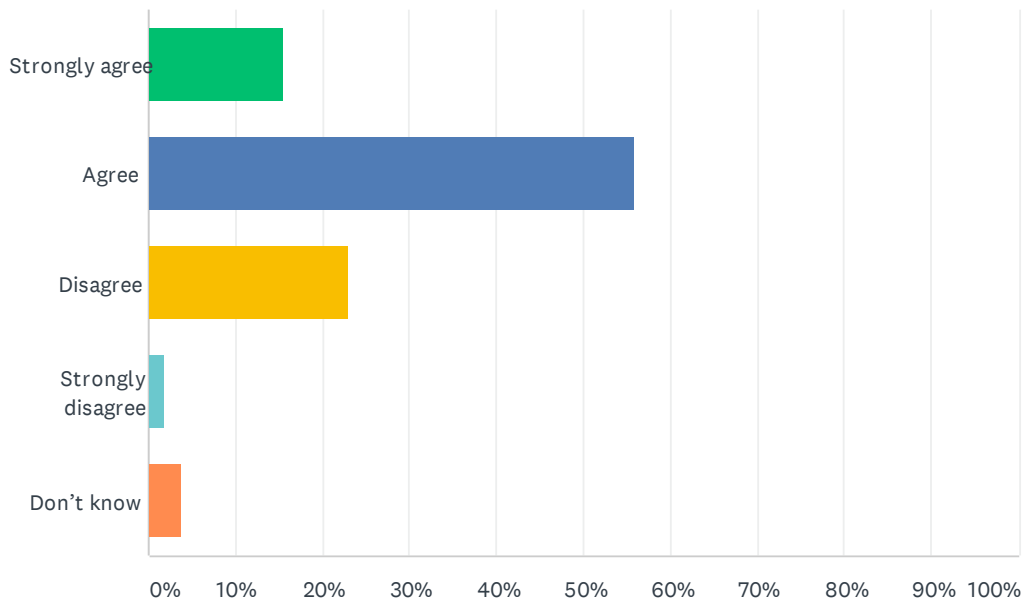
Answered: 0 Skipped: 56

 No matching responses.

ANSWER CHOICES	RESPONSES
Strongly agree	0.00% 0
Agree	0.00% 0
Disagree	0.00% 0
Strongly disagree	0.00% 0
Don't know	0.00% 0
TOTAL	0

Q6 My child's individual needs are met.

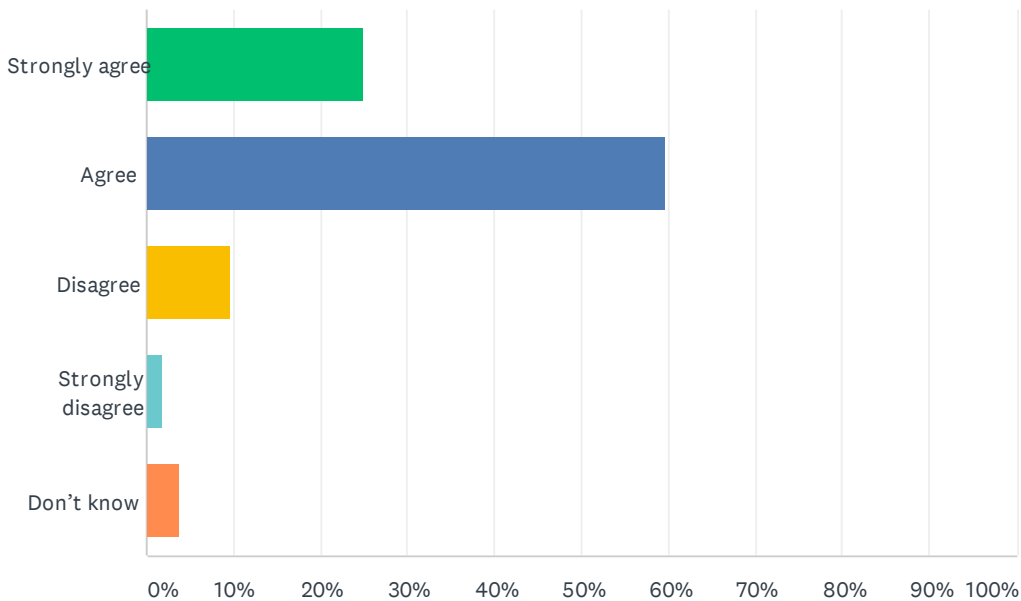
Answered: 52 Skipped: 4



ANSWER CHOICES	RESPONSES	
Strongly agree	15.38%	8
Agree	55.77%	29
Disagree	23.08%	12
Strongly disagree	1.92%	1
Don't know	3.85%	2
TOTAL		52

Q7 My child's encouraged to do their best.

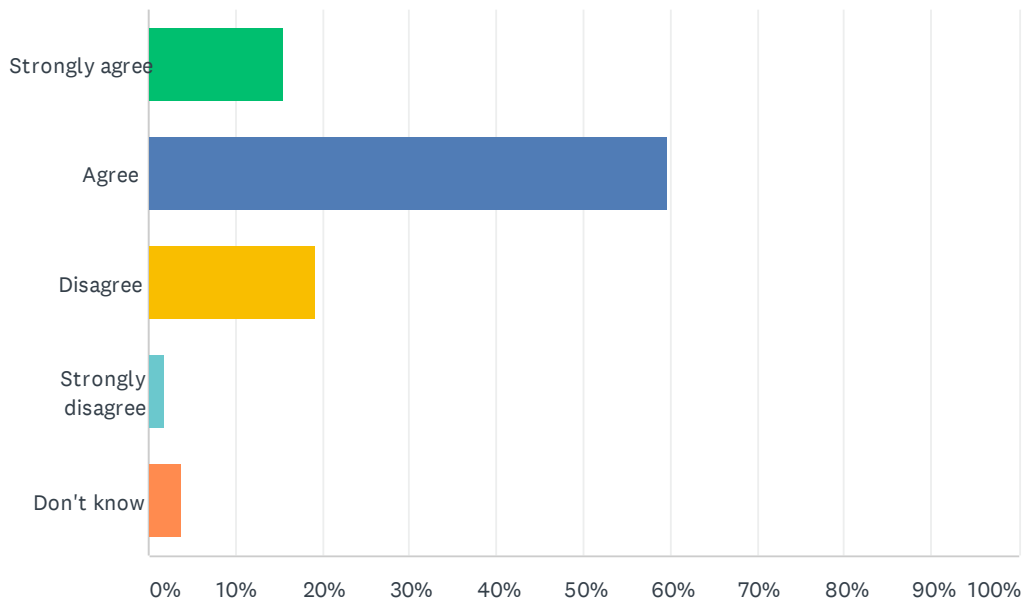
Answered: 52 Skipped: 4



ANSWER CHOICES	RESPONSES	
Strongly agree	25.00%	13
Agree	59.62%	31
Disagree	9.62%	5
Strongly disagree	1.92%	1
Don't know	3.85%	2
TOTAL		52

Q8 My child's demonstrating growth in literacy.

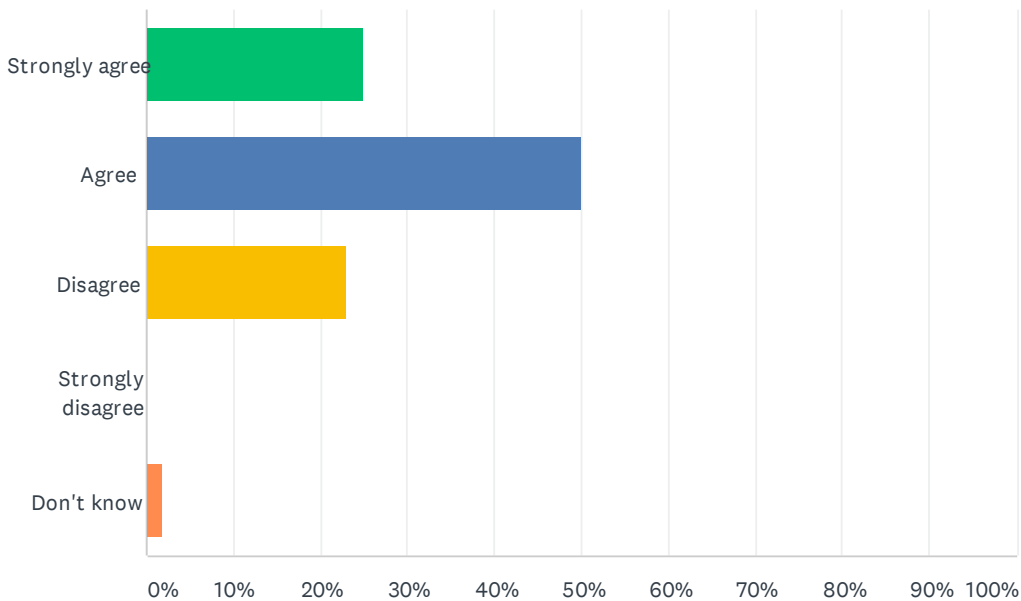
Answered: 52 Skipped: 4



ANSWER CHOICES	RESPONSES	
Strongly agree	15.38%	8
Agree	59.62%	31
Disagree	19.23%	10
Strongly disagree	1.92%	1
Don't know	3.85%	2
TOTAL		52

Q9 My child's demonstrating growth in numeracy.

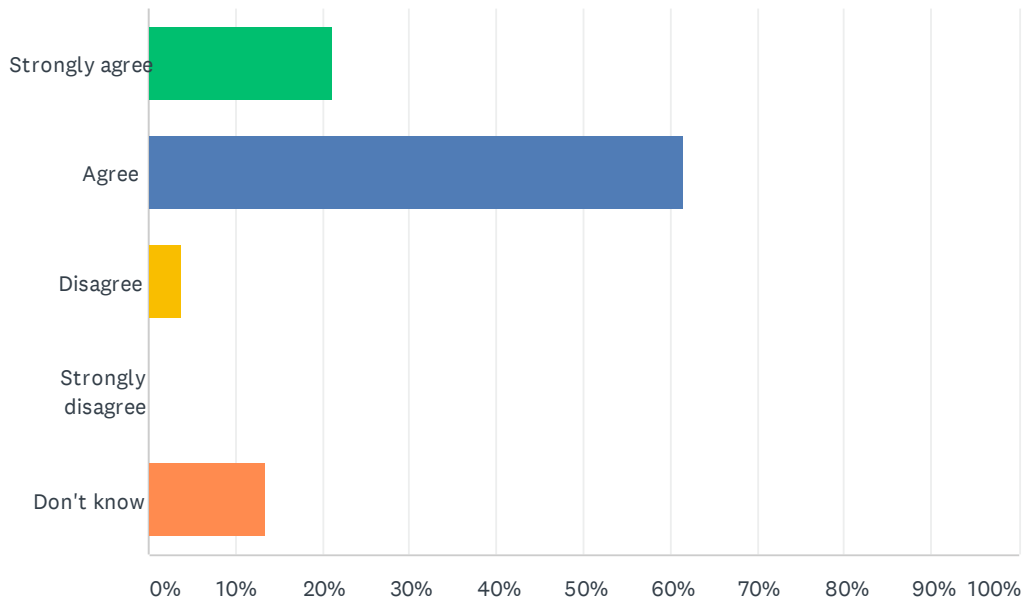
Answered: 52 Skipped: 4



ANSWER CHOICES	RESPONSES	
Strongly agree	25.00%	13
Agree	50.00%	26
Disagree	23.08%	12
Strongly disagree	0.00%	0
Don't know	1.92%	1
TOTAL		52

Q10 My child has an understanding of First Nations, Métis and Inuit culture and history.

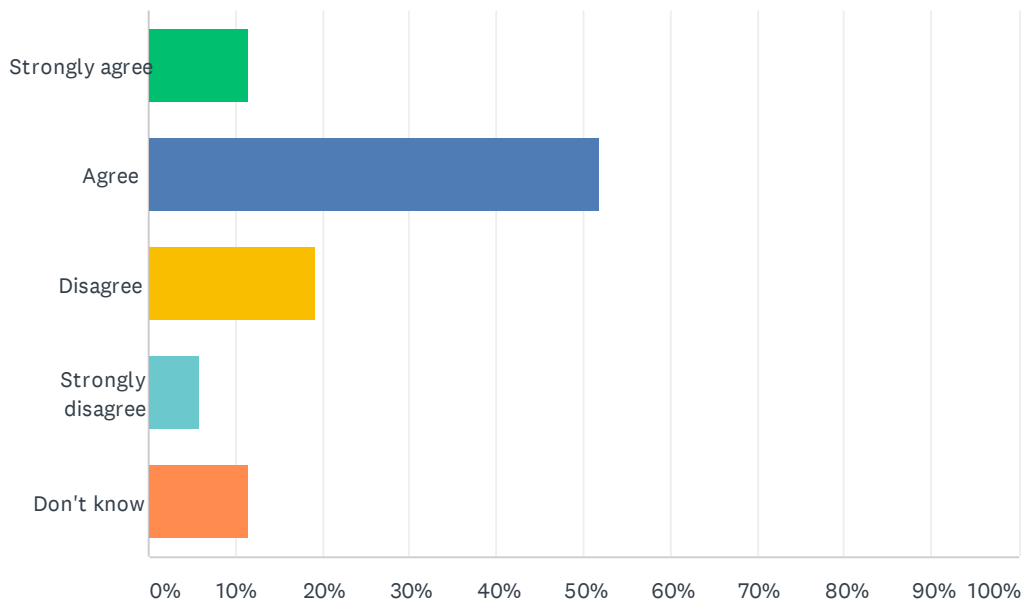
Answered: 52 Skipped: 4



ANSWER CHOICES	RESPONSES	
Strongly agree	21.15%	11
Agree	61.54%	32
Disagree	3.85%	2
Strongly disagree	0.00%	0
Don't know	13.46%	7
TOTAL		52

Q11 My child's learning the knowledge, skills and attitudes necessary to be successful in life.

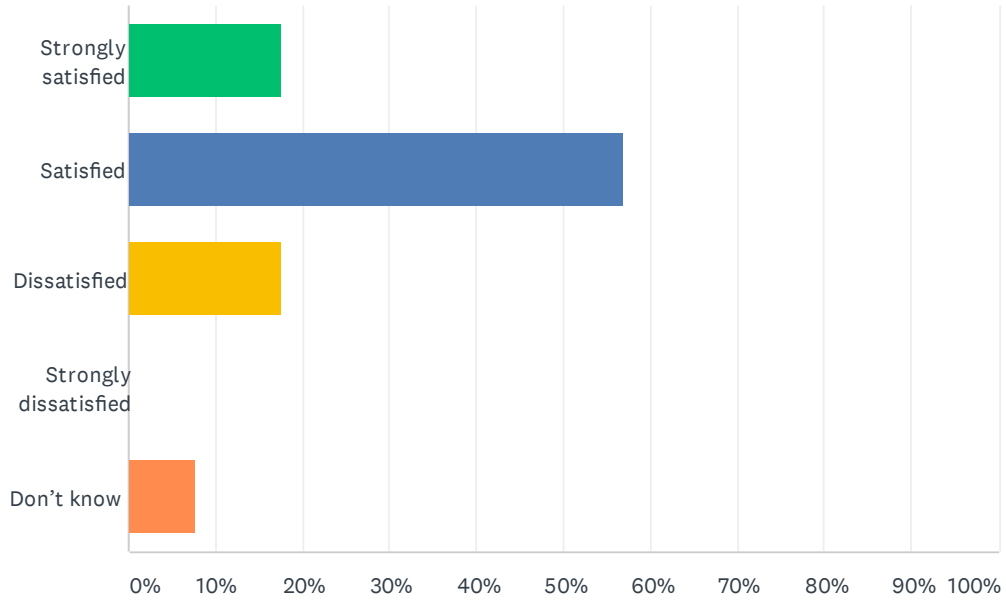
Answered: 52 Skipped: 4



ANSWER CHOICES	RESPONSES	
Strongly agree	11.54%	6
Agree	51.92%	27
Disagree	19.23%	10
Strongly disagree	5.77%	3
Don't know	11.54%	6
TOTAL		52

Q12 How satisfied are you with the quality of education your child's receiving at school?

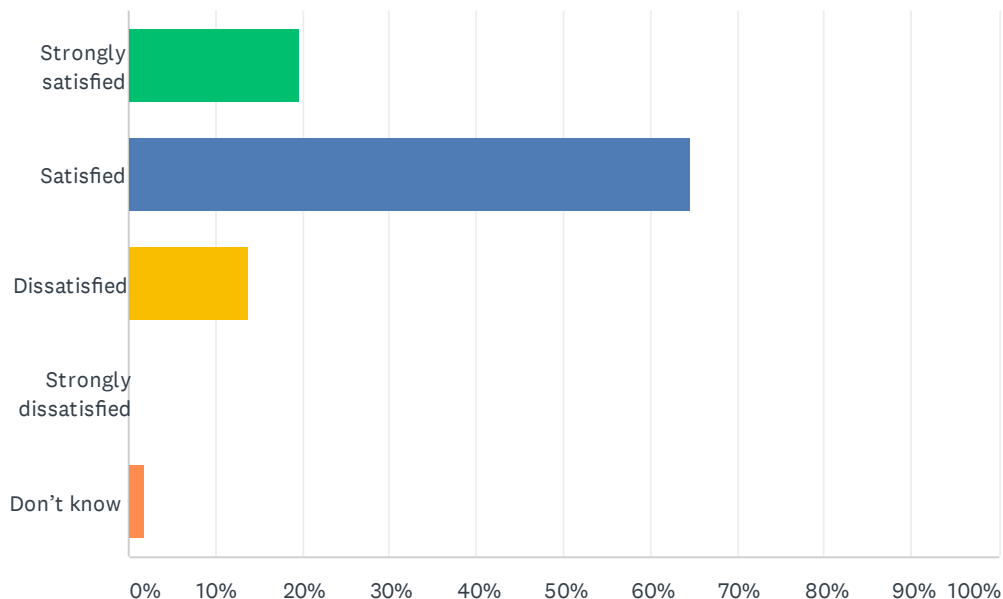
Answered: 51 Skipped: 5



ANSWER CHOICES	RESPONSES
Strongly satisfied	17.65% 9
Satisfied	56.86% 29
Dissatisfied	17.65% 9
Strongly dissatisfied	0.00% 0
Don't know	7.84% 4
TOTAL	51

Q13 How satisfied are you with the quality of teaching at your child's school?

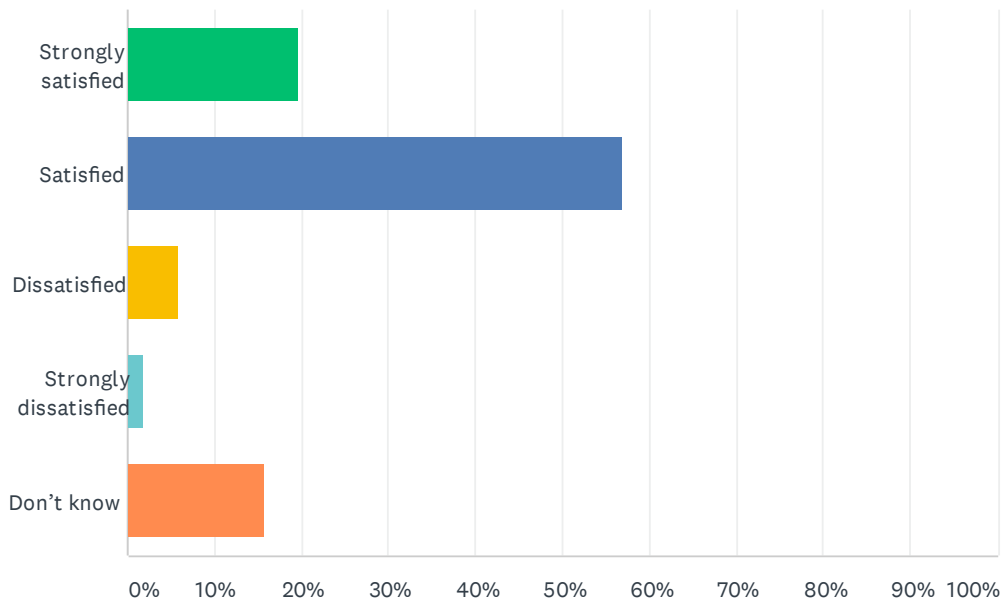
Answered: 51 Skipped: 5



ANSWER CHOICES	RESPONSES	
Strongly satisfied	19.61%	10
Satisfied	64.71%	33
Dissatisfied	13.73%	7
Strongly dissatisfied	0.00%	0
Don't know	1.96%	1
TOTAL		51

Q14 How satisfied are you with the leadership at your child's school?

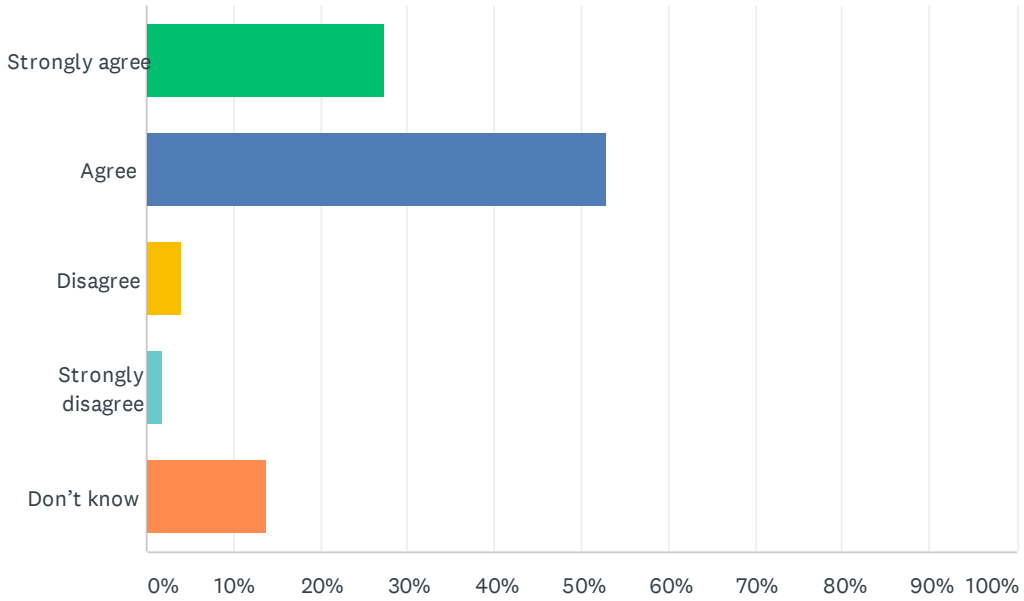
Answered: 51 Skipped: 5



ANSWER CHOICES	RESPONSES	
Strongly satisfied	19.61%	10
Satisfied	56.86%	29
Dissatisfied	5.88%	3
Strongly dissatisfied	1.96%	1
Don't know	15.69%	8
TOTAL		51

Q15 My child’s school encourages my child to be a responsible, respectful and engaged citizen.

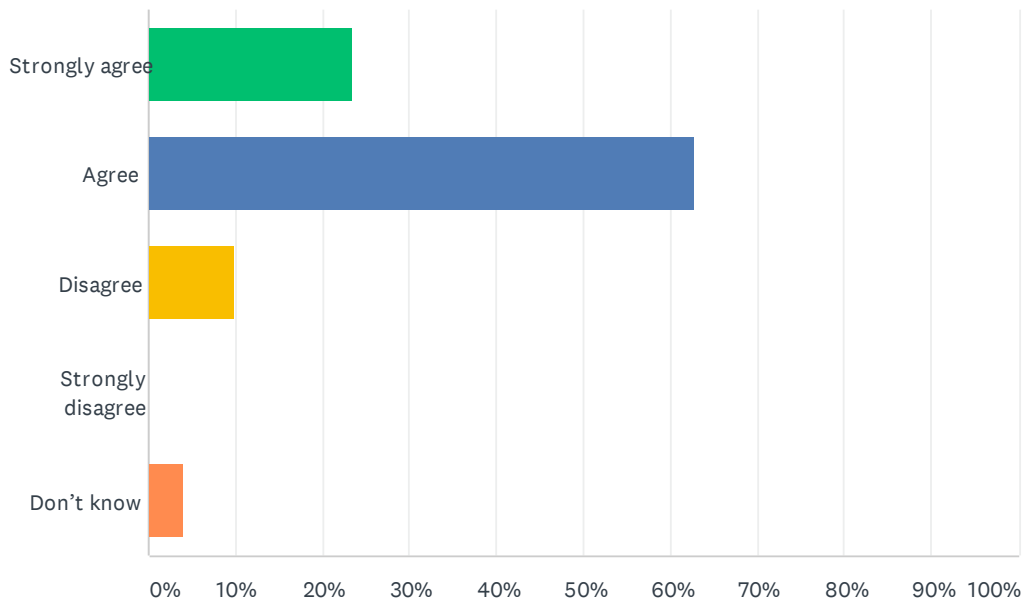
Answered: 51 Skipped: 5



ANSWER CHOICES	RESPONSES	
Strongly agree	27.45%	14
Agree	52.94%	27
Disagree	3.92%	2
Strongly disagree	1.96%	1
Don't know	13.73%	7
TOTAL		51

Q16 School staff care about my child.

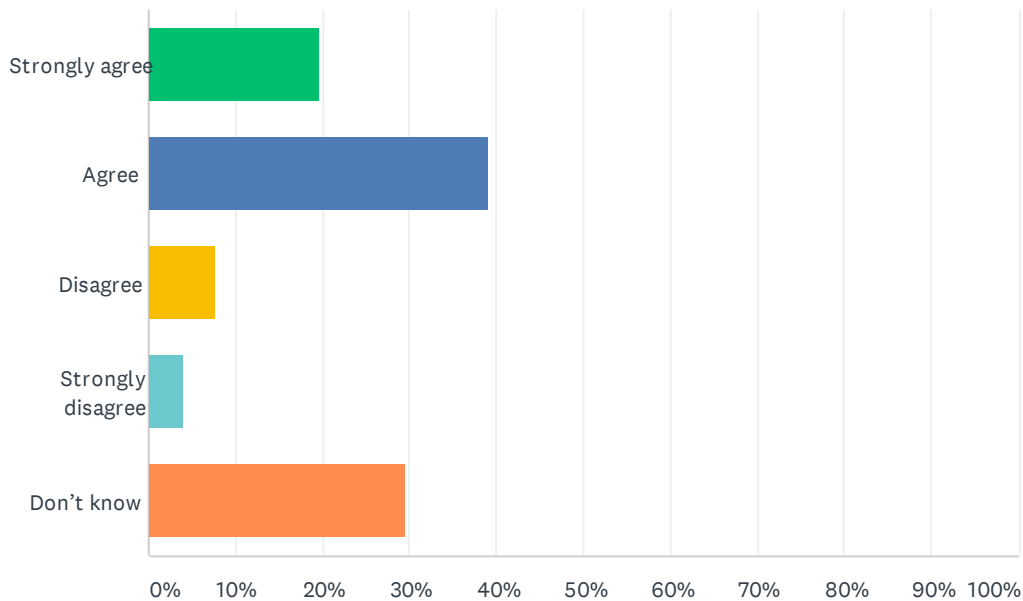
Answered: 51 Skipped: 5



ANSWER CHOICES	RESPONSES	
Strongly agree	23.53%	12
Agree	62.75%	32
Disagree	9.80%	5
Strongly disagree	0.00%	0
Don't know	3.92%	2
TOTAL		51

Q17 My child's school handles discipline fairly and reasonably.

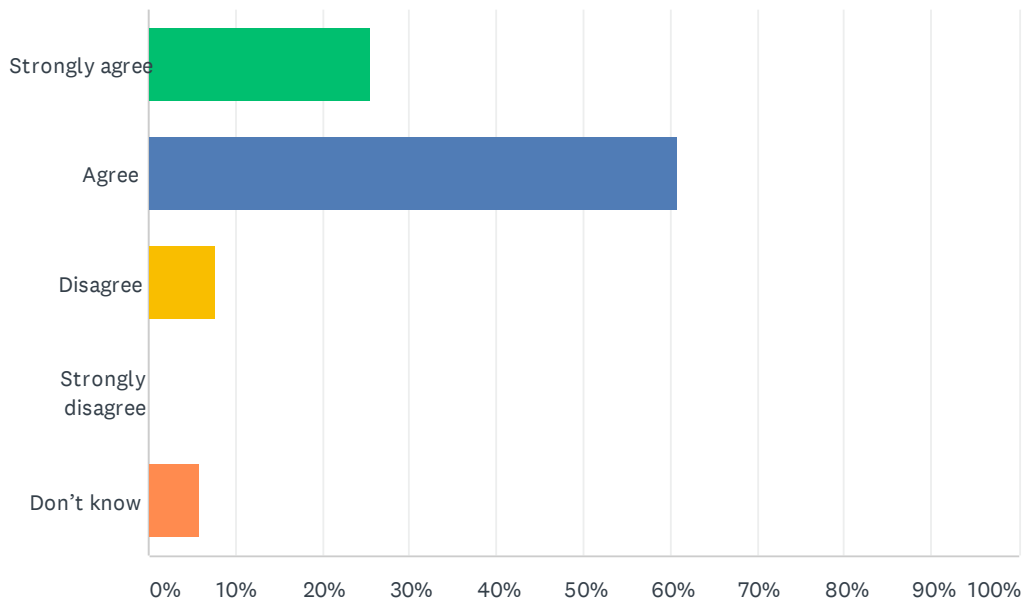
Answered: 51 Skipped: 5



ANSWER CHOICES	RESPONSES	
Strongly agree	19.61%	10
Agree	39.22%	20
Disagree	7.84%	4
Strongly disagree	3.92%	2
Don't know	29.41%	15
TOTAL		51

Q18 My child's school is safe.

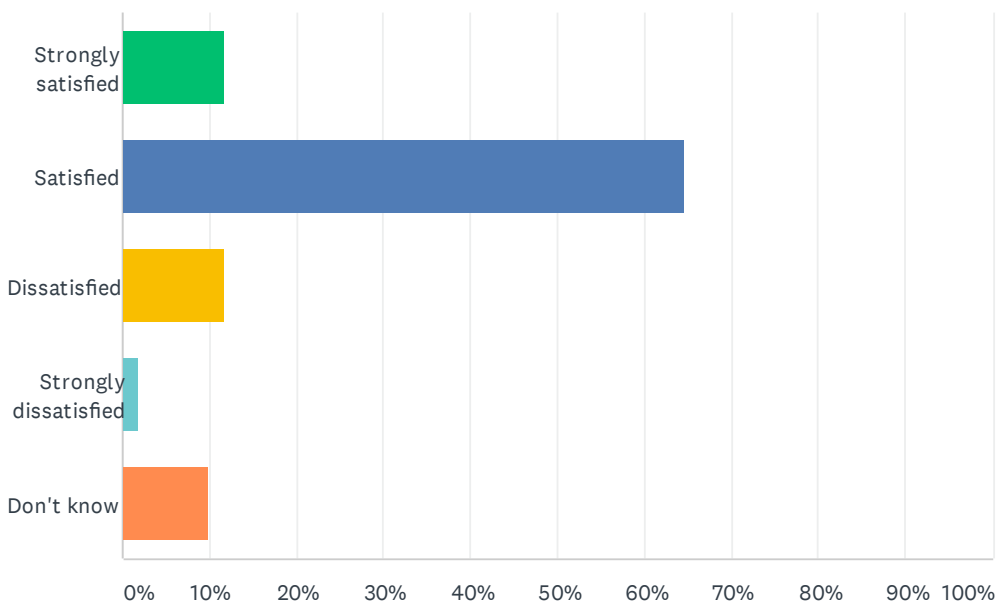
Answered: 51 Skipped: 5



ANSWER CHOICES	RESPONSES	
Strongly agree	25.49%	13
Agree	60.78%	31
Disagree	7.84%	4
Strongly disagree	0.00%	0
Don't know	5.88%	3
TOTAL		51

Q19 How satisfied are you with the resources available to support your child's learning?

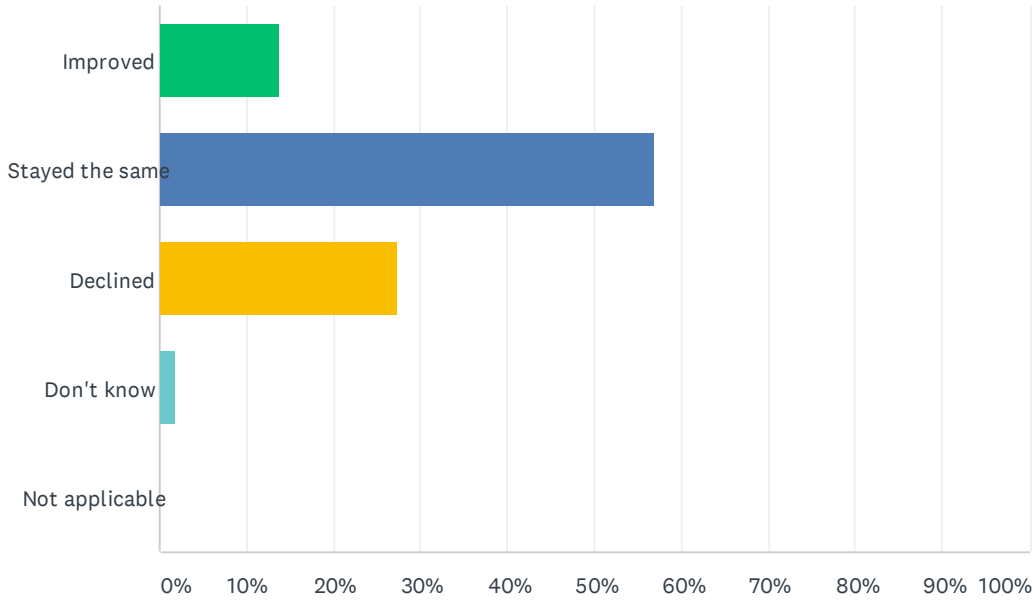
Answered: 51 Skipped: 5



ANSWER CHOICES	RESPONSES	
Strongly satisfied	11.76%	6
Satisfied	64.71%	33
Dissatisfied	11.76%	6
Strongly dissatisfied	1.96%	1
Don't know	9.80%	5
TOTAL		51

Q20 In your opinion, has the quality of education your child experienced improved, stayed the same or declined in the past three years?

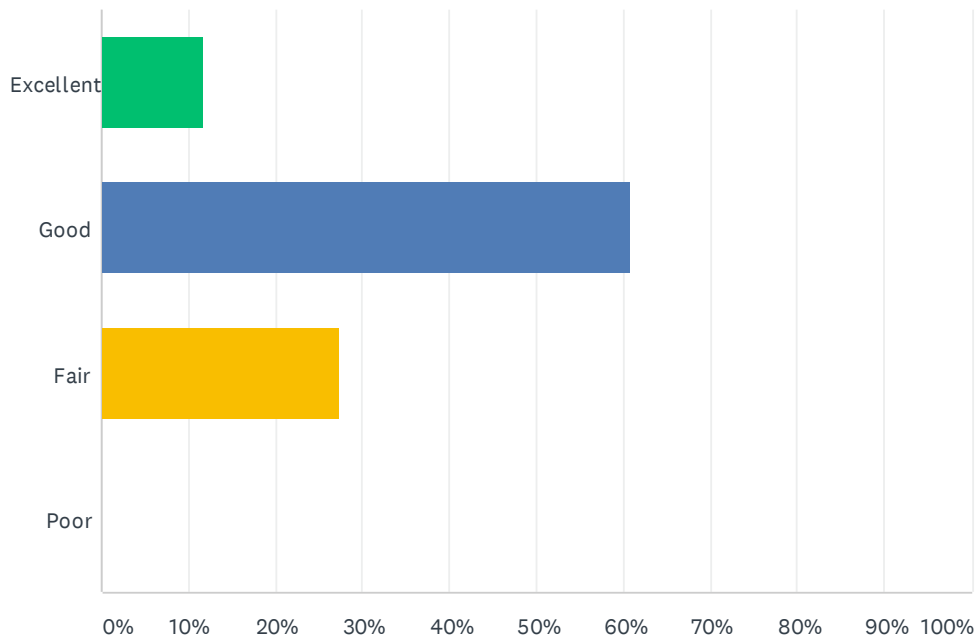
Answered: 51 Skipped: 5



ANSWER CHOICES	RESPONSES	
Improved	13.73%	7
Stayed the same	56.86%	29
Declined	27.45%	14
Don't know	1.96%	1
Not applicable	0.00%	0
TOTAL		51

Q21 How do you rate the physical condition of your child's school?

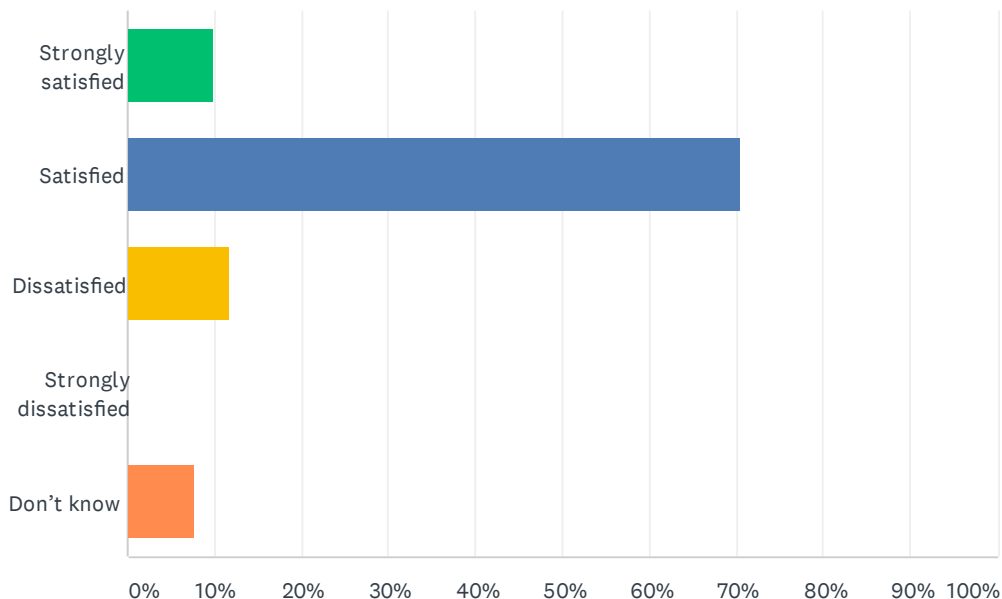
Answered: 51 Skipped: 5



ANSWER CHOICES	RESPONSES	
Excellent	11.76%	6
Good	60.78%	31
Fair	27.45%	14
Poor	0.00%	0
TOTAL		51

Q22 How satisfied are you with the opportunities provided to be involved in your child's education?

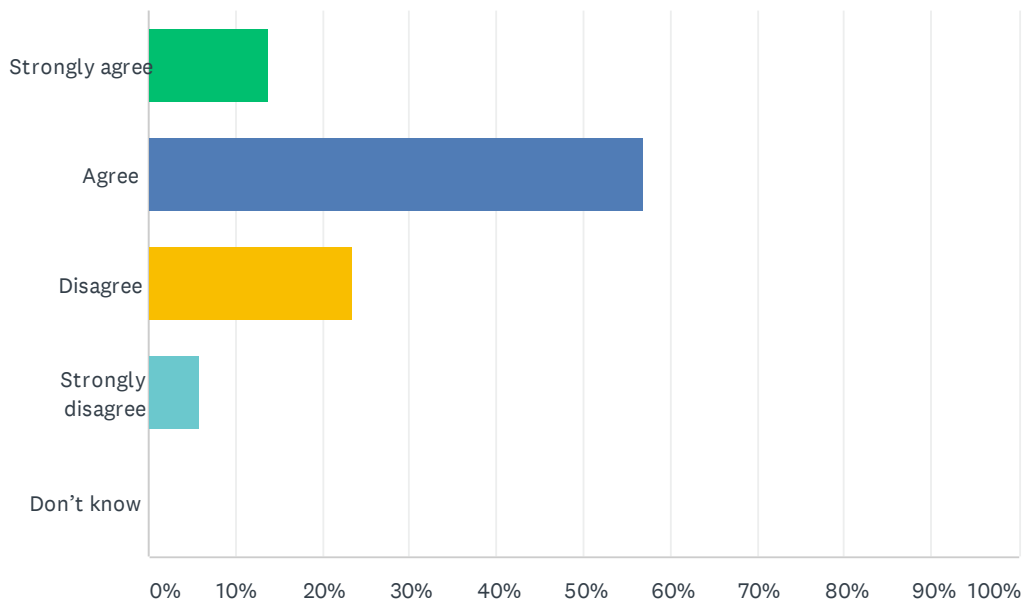
Answered: 51 Skipped: 5



ANSWER CHOICES	RESPONSES	
Strongly satisfied	9.80%	5
Satisfied	70.59%	36
Dissatisfied	11.76%	6
Strongly dissatisfied	0.00%	0
Don't know	7.84%	4
TOTAL		51

Q23 The school keeps me informed about my child's progress and achievement.

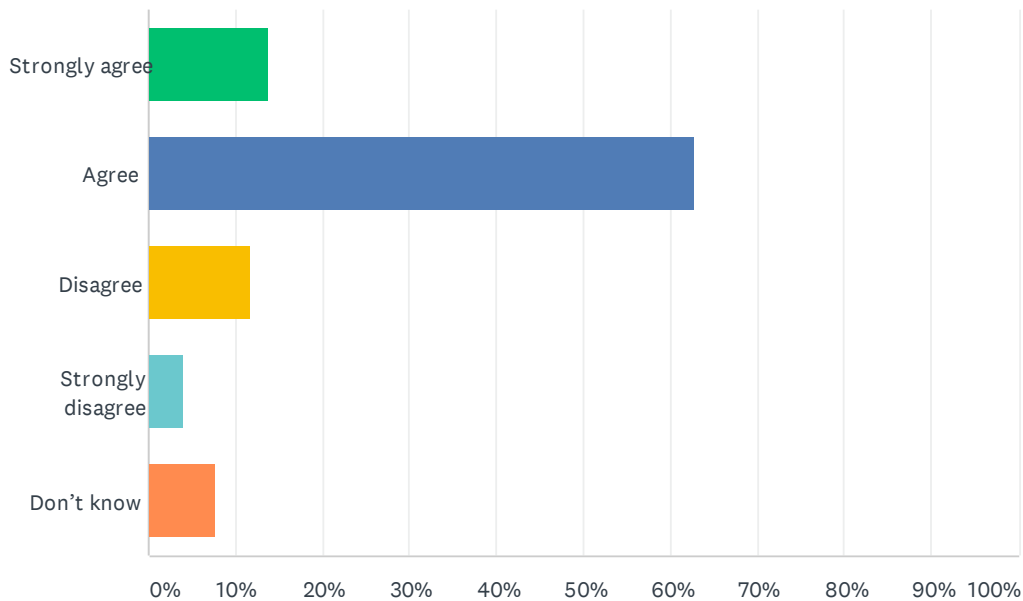
Answered: 51 Skipped: 5



ANSWER CHOICES	RESPONSES	
Strongly agree	13.73%	7
Agree	56.86%	29
Disagree	23.53%	12
Strongly disagree	5.88%	3
Don't know	0.00%	0
TOTAL		51

Q24 There is open and honest communication within my child's school.

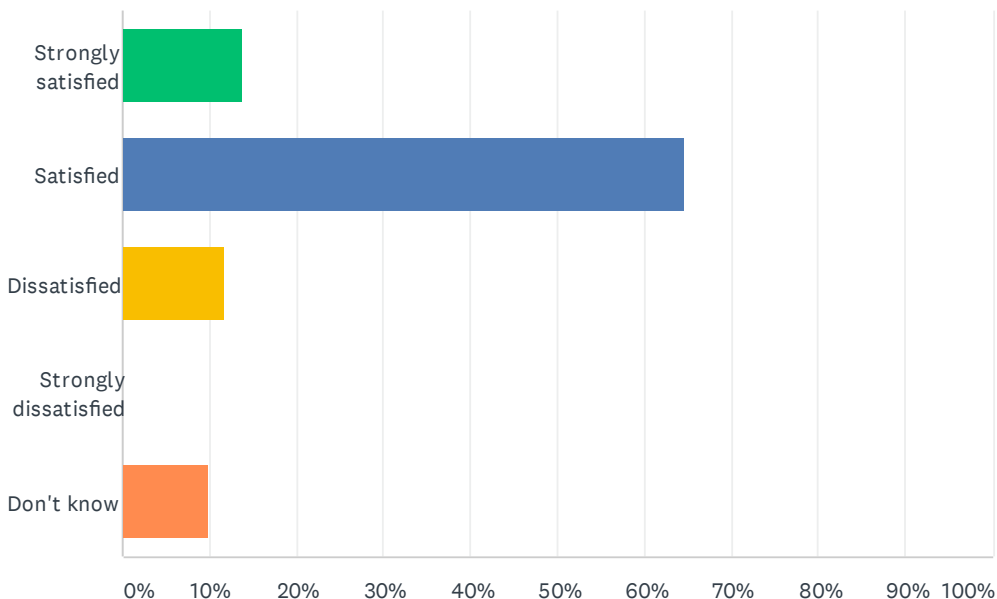
Answered: 51 Skipped: 5



ANSWER CHOICES	RESPONSES	
Strongly agree	13.73%	7
Agree	62.75%	32
Disagree	11.76%	6
Strongly disagree	3.92%	2
Don't know	7.84%	4
TOTAL		51

Q25 How satisfied are you with the Division’s commitment to engaging families in matters that affect public education?

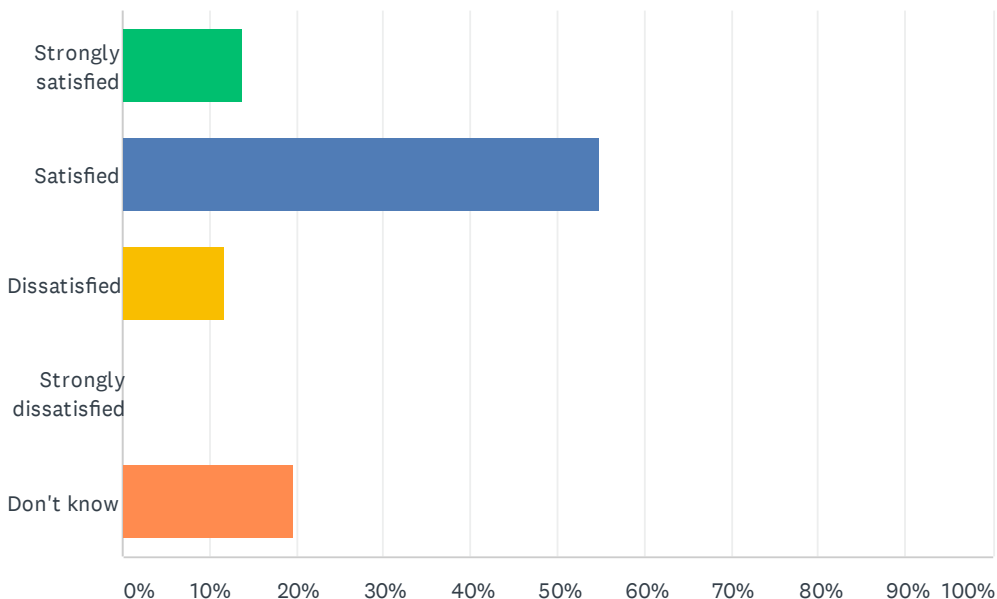
Answered: 51 Skipped: 5



ANSWER CHOICES	RESPONSES
Strongly satisfied	13.73% 7
Satisfied	64.71% 33
Dissatisfied	11.76% 6
Strongly dissatisfied	0.00% 0
Don't know	9.80% 5
TOTAL	51

Q26 How satisfied are you with the Division’s commitment to advocating for public education?

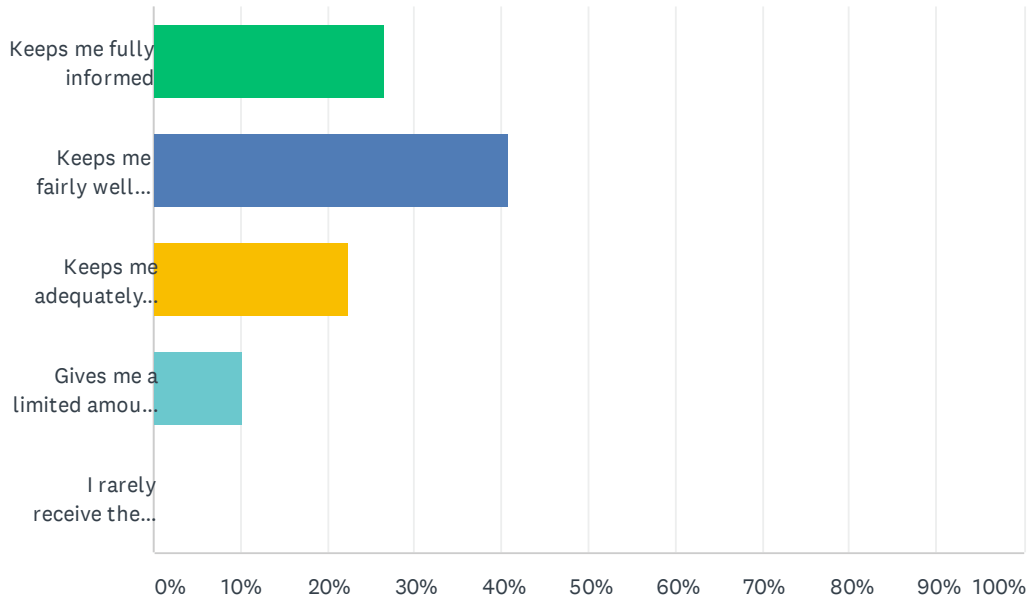
Answered: 51 Skipped: 5



ANSWER CHOICES	RESPONSES	
Strongly satisfied	13.73%	7
Satisfied	54.90%	28
Dissatisfied	11.76%	6
Strongly dissatisfied	0.00%	0
Don't know	19.61%	10
TOTAL		51

Q27 Elk Island Public Schools appreciates the opportunity to stay connected with parents about news, activities, programs and other matters of importance. What is your impression of the communication you receive from your child's school?

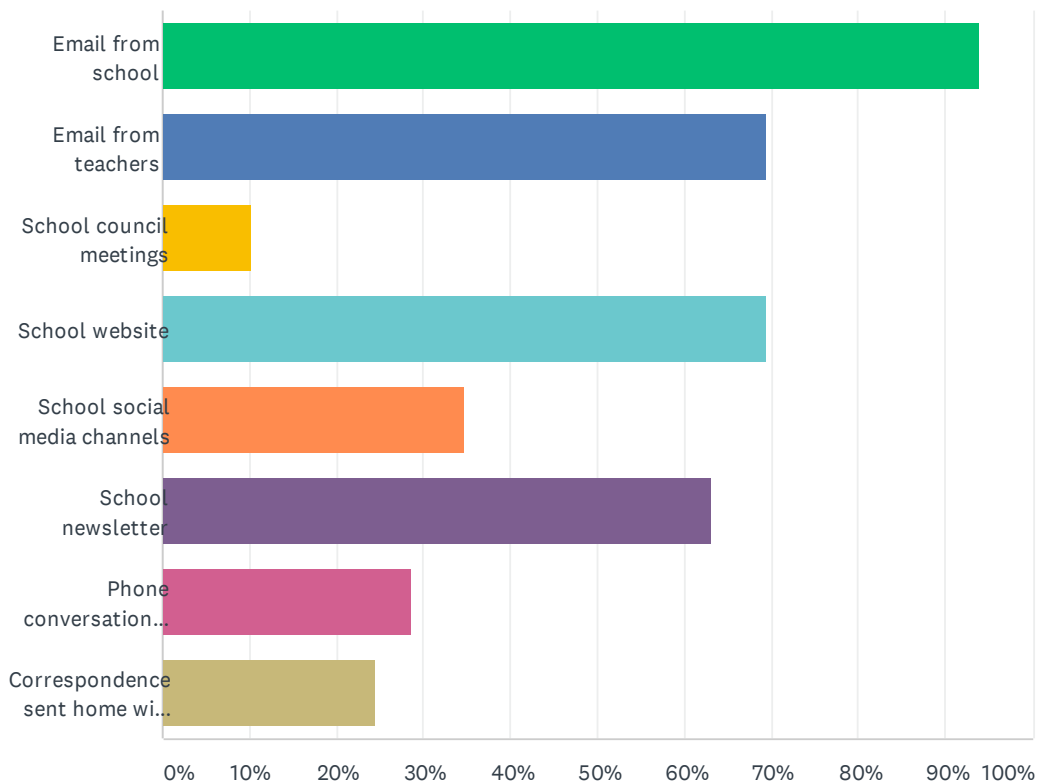
Answered: 49 Skipped: 7



ANSWER CHOICES	RESPONSES	
Keeps me fully informed	26.53%	13
Keeps me fairly well informed	40.82%	20
Keeps me adequately informed	22.45%	11
Gives me a limited amount of information	10.20%	5
I rarely receive the information I need	0.00%	0
TOTAL		49

Q28 Do you regularly make use of the following to keep up to date on school activities, programs, etc.? Check all that apply.

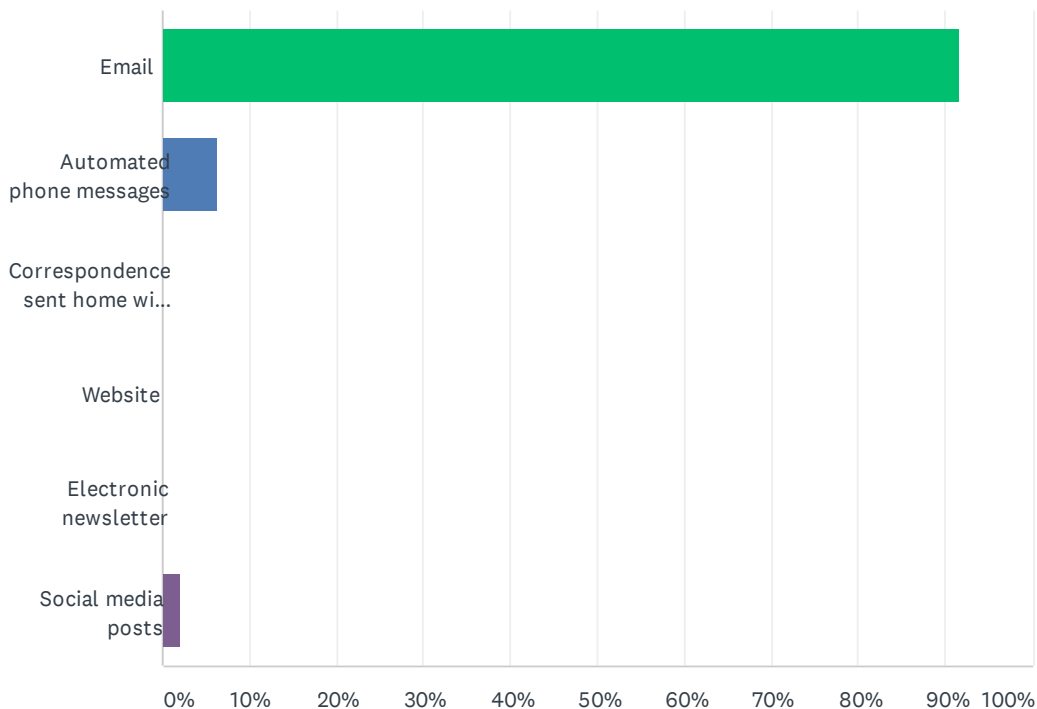
Answered: 49 Skipped: 7



ANSWER CHOICES	RESPONSES	
Email from school	93.88%	46
Email from teachers	69.39%	34
School council meetings	10.20%	5
School website	69.39%	34
School social media channels	34.69%	17
School newsletter	63.27%	31
Phone conversations with the school or teachers	28.57%	14
Correspondence sent home with my child	24.49%	12
Total Respondents: 49		

Q29 What is your most preferred method of communication from the school and Division?

Answered: 48 Skipped: 8



ANSWER CHOICES	RESPONSES	
Email	91.67%	44
Automated phone messages	6.25%	3
Correspondence sent home with my child	0.00%	0
Website	0.00%	0
Electronic newsletter	0.00%	0
Social media posts	2.08%	1
TOTAL		48

Q30 Do you visit the Division website (www.eips.ca) for information on:

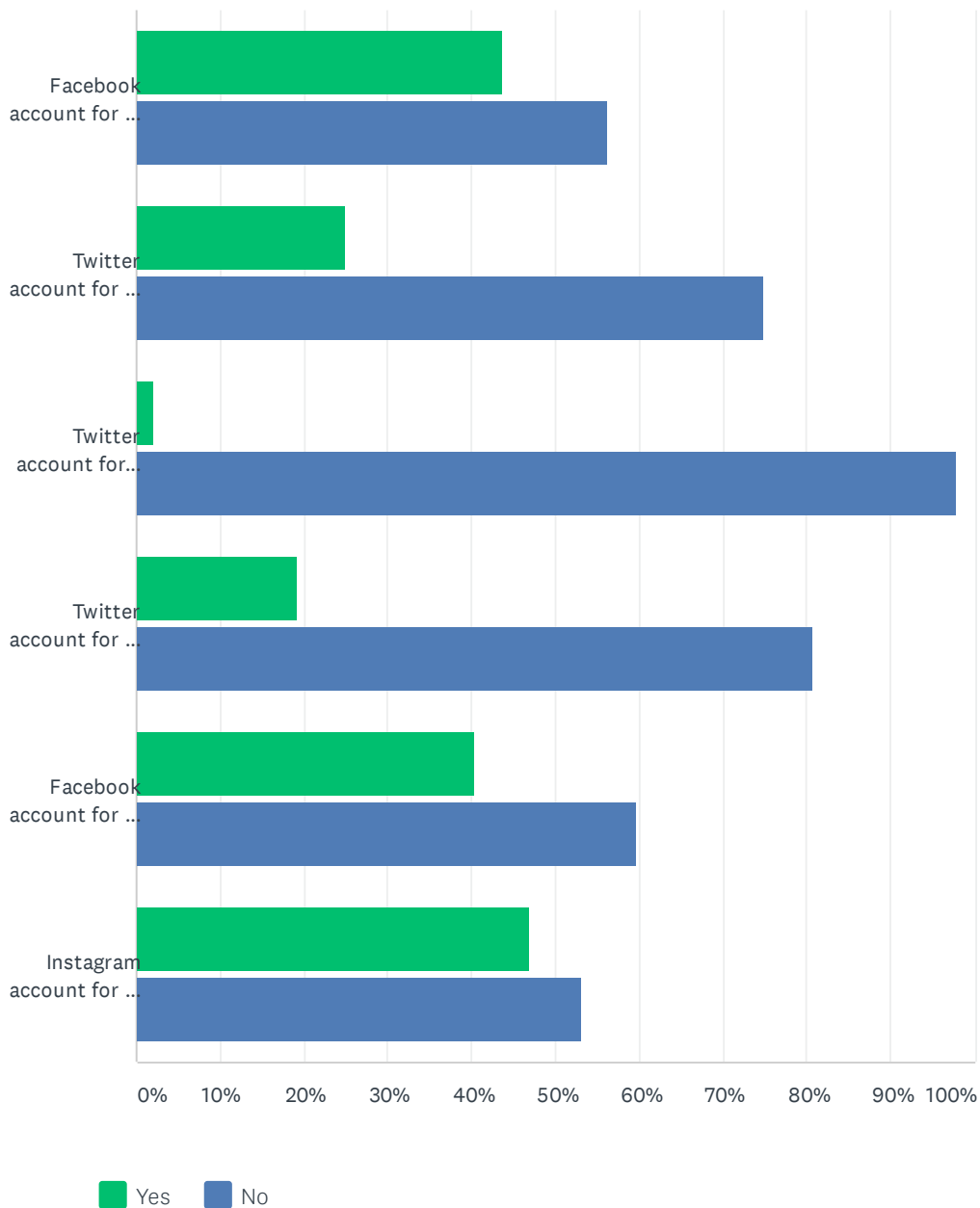
Answered: 49 Skipped: 7

Editor's note:

As Question #30 is only relevant at the Division level, responses have been omitted in the school-level data. As such, pages 35-36 have been excluded from this document.

Q31 The Division and schools often share news and information on social media. Do you follow:

Answered: 49 Skipped: 7



EIPS Parent Survey 2020-21

	YES	NO	TOTAL	WEIGHTED AVERAGE
Facebook account for the Division (@ElkIslandPublicSchools)	43.75% 21	56.25% 27	48	1.44
Twitter account for the Division (@eips)	25.00% 12	75.00% 36	48	1.25
Twitter account for EIPS Student Transportation (@eipsST)	2.13% 1	97.87% 46	47	1.02
Twitter account for my child's school, if applicable	19.15% 9	80.85% 38	47	1.19
Facebook account for my child's school, if applicable	40.43% 19	59.57% 28	47	1.40
Instagram account for my child's school, if applicable	46.94% 23	53.06% 26	49	1.47